

Service: People and Communities (P&C) and Public Health (PH)

Subject: Finance Monitoring Report – Outturn 2021/22

Date: 13th May 2022

Key Indicators

Previous Status	Category	Target	Current Status	Section Ref.
Green	Revenue position by Directorate	Balanced year end position	Green	1.2
Green	Capital Programme	Remain within overall resources	Green	2

Contents

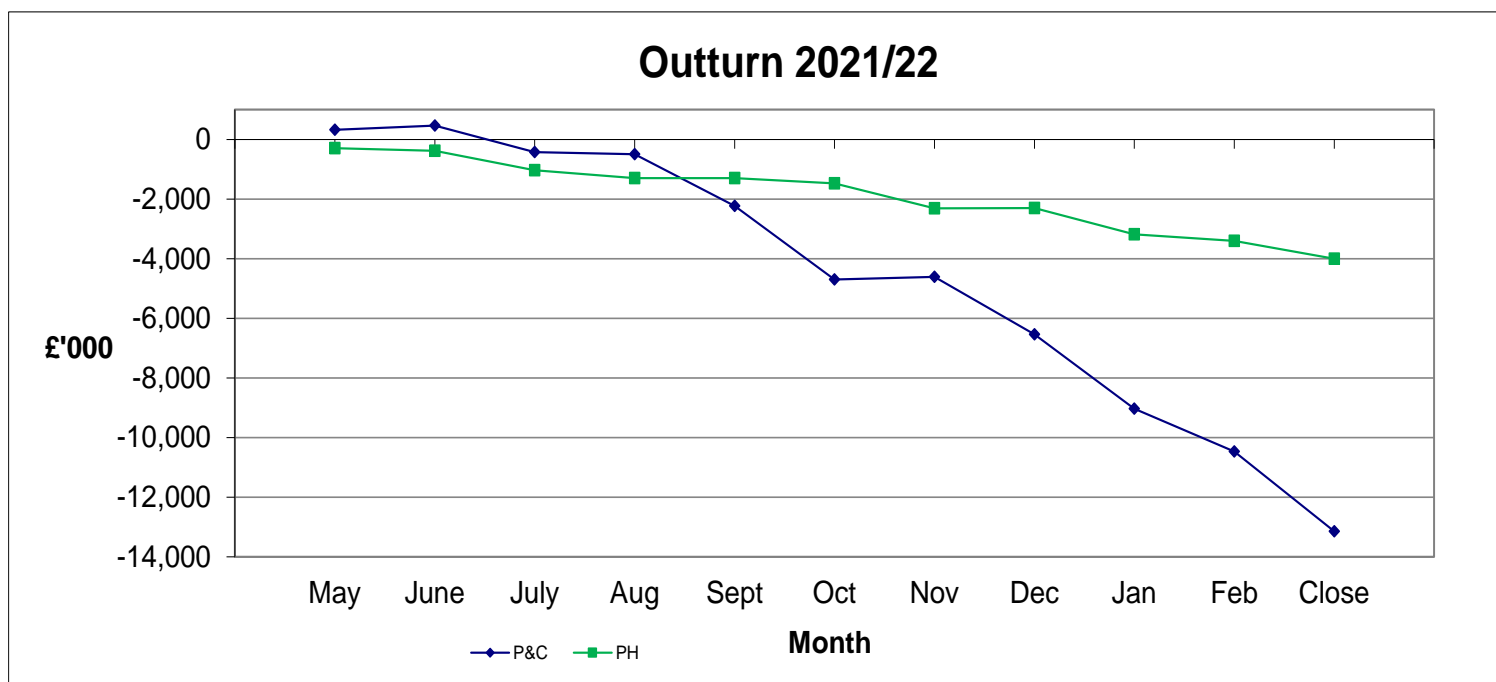
Section	Item	Description	Page
1	Revenue Executive Summary	High level summary of information: By Directorate By Committee Narrative on key issues in revenue financial position	2-9
2	Capital Executive Summary	Summary of the position of the Capital programme within P&C	9
3	Savings Tracker Summary	Summary of the latest position on delivery of savings	9
4	Technical Note	Explanation of technical items that are included in some reports	9
5	Key Activity Data	Performance information linking to financial position of main demand-led services	10-15
Appx 1	Service Level Financial Information	Detailed financial tables for P&C main budget headings	16-18
Appx 1a	Service Level Financial Information	Detailed financial table for Dedicated Schools Grant (DSG) main budget headings within P&C	19
Appx 2	Service Level Financial Information	Detailed financial table for Public Health main budget headings	20-21
Appx 3	Service Commentaries	Detailed notes on financial position of services that have a significant variance against budget	21-34
Appx 4	Capital Appendix	This contains more detailed information about P&C's Capital programme, including funding sources and variances from planned spend.	35-39
<i>The following appendices are not included each month as the information does not change as regularly:</i>			
Appx 5	Savings Tracker	Each quarter, the Council's savings tracker is produced to give an update of the position of savings agreed in the Business Plan.	40-45
Appx 6	Technical Appendix	Twice yearly, this will contain technical financial information showing: Grant income received Budget virements and movements in Service reserves	46-51

1. Revenue Executive Summary

1.1 Overall Position

People and Communities reported an underspend of -£13,235k at the end of Closedown 2021/22.

Public Health reported an underspend of -£4,001k at the end of Closedown 2021/22.



1.2 Summary of Revenue position by Directorate

1.2.1 People and Communities

Forecast Outturn Variance (Previous) £000	Directorate	Budget 2021/22 £000	Actual £000	Outturn Variance £000	Outturn Variance %
-8,024	Adults & Safeguarding	175,175	165,933	-9,242	-5.3%
1,436	Commissioning	56,602	57,784	1,182	2.1%
454	Communities & Partnerships	12,202	12,395	193	1.6%
-4,145	Children & Safeguarding	59,714	55,204	-4,510	-7.6%
1,905	Education - non DSG	38,081	39,488	1,408	3.7%
14,372	Education - DSG	75,160	89,643	14,482	19.3%
-2,092	Executive Director	3,094	828	-2,266	-73.2%
3,905	Total Expenditure	420,027	421,274	1,247	0.3%
-14,372	Grant Funding	-117,504	-131,987	-14,482	12.3%
-10,466	Total	302,523	289,288	-13,235	-4.4%

1.2.2 Public Health

Forecast Outturn Variance (Previous) £000	Directorate	Budget 2021/22 £000	Actual £000	Outturn Variance £000	Outturn Variance %
-0	Children Health	9,407	9,370	-36	-0.4%
-30	Drugs & Alcohol	5,918	5,820	-98	-1.7%
-160	Sexual Health & Contraception	5,290	5,052	-238	-4.5%
-672	Behaviour Change / Preventing Long Term Conditions	4,114	3,096	-1,017	-24.7%
-34	Falls Prevention	87	56	-30	-35.1%
-11	General Prevention Activities	13	0	-12	-96.7%
0	Adult Mental Health & Community Safety	257	258	2	0.6%
-2,493	Public Health Directorate	16,232	13,661	-2,571	-15.8%
-3,400	Total Expenditure	41,316	37,315	-4,001	-9.7%

The un-ringfenced Covid-related grants from central government are held centrally within the Council, and so the numbers in the table above are before any allocation of the funding to specific pressures.

1.3 Summary by Committee

P&C and PH services are overseen by different Committees – these tables provide Committee-level summaries of services' revenue financial positions.

1.3.1 Adults & Health Committee

Forecast Outturn Variance (Previous) £000	Directorate	Budget 2021/22 £000	Actual 2021/22 £000	Outturn Variance £000
-8,024	Adults & Safeguarding	175,175	165,933	-9,242
-64	Adults Commissioning (including Local Assistance Scheme)	33,456	33,201	-255
-3,400	Public Health (excl. Children's Health)	31,909	27,944	-3,965
-11,488	Total Expenditure	240,540	227,078	-13,463
0	Grant Funding (including Improved Better Care Fund, Public Health Grant etc.)	-62,281	-62,281	-0
-11,488	Total	178,259	164,796	-13,463

1.3.2 Children and Young People Committee

Forecast Outturn Variance (Previous) £000	Directorate	Budget 2021/22 £000	Actual 2021/22 £000	Outturn Variance £000
1,500	Children's Commissioning	22,365	23,839	1,474
0	Communities & Safety - Central Integrated Youth Support Services	349	344	-5
-4,145	Children & Safeguarding	59,714	55,204	-4,510
1,905	Education – non DSG	37,081	38,488	1,408
-0	Public Health - Children's Health	9,407	9,370	-36
-740	Total Expenditure	128,915	127,246	-1,669
0	Grant Funding (excluding Dedicated Schools Grant etc.)	-16,822	-16,822	0
-740	Total Non-DSG	112,093	110,424	-1,669
0	Commissioning – DSG	245	245	0
14,372	Education – DSG (incl. contribution to combined budgets)	76,160	90,643	14,482
14,372	Total DSG (Ringfenced Grant)	76,405	90,888	14,482

1.3.3 Communities, Social Mobility and Inclusion Committee

Forecast Outturn Variance (Previous) £000	Directorate	Budget 2021/22 £000	Actual 2021/22 £000	Outturn Variance £000
454	Communities and Partnerships	11,853	12,051	198
454	Total Expenditure	11,853	12,051	198
0	Grant Funding (including Adult Education Budget etc.)	-3,311	-3,311	0
454	Total	8,542	8,740	198

1.3.4 Cross Cutting P&C Policy Lines

Forecast Variance Outturn (Previous) £000	Directorate	Budget 2021/22 £000	Actual 2021/22 £000	Outturn Variance £000
0	Strategic Management – Commissioning	536	499	-37
-2,092	Executive Director	3,094	828	-2,266
-2,092	Total Expenditure	3,630	1,327	-2,303
0	Grant Funding	0	0	0
-2,092	Total	3,630	1,327	-2,303

1.4 Significant Issues – People & Communities

People & Communities started 2021/22 with a balanced budget including around £3m of funding to meet Covid-related demand pressures and savings of £4.2m.

P&C budgets have been facing increasing pressures each year from rising demand and changes in legislation, and now have additional pressures because of the pandemic. The Directorate's budget has increased by around 10% in 2021/22 to meet these pressures.

At the end of 2021/22, the P&C outturn is an underspend of -£13,235k; around 4.4% of budget.

P&C received specific grant funding from government to deal with aspects of the pandemic which is included in the numbers in this report. £11.3m of infection control, testing and vaccine funding has been passed to social care providers. Our first three months' of lost income from fees and charges was also met by a separate grant. Further detail on grant funding amounts included in this report is provided in Appendix 6.

Appendix 1 provides the detailed financial information by service, with Appendix 1a providing a more detailed breakdown of areas funded directly from the Dedicated Schools Grant (DSG) and Appendix 3 providing a narrative from those services with a significant variance against budget.

1.4.1 Adults

Like councils nationally, Adult Services in Cambridgeshire has faced cost pressures for several years. This has been due to the rising cost of care home and home care provision due to both the requirement to be compliant with the national living wage and the increasing complexity of needs of people receiving care (both older people and working age adults). Budgets have been set broadly based on this trend continuing, with some mitigations.

At the end of the 2021/22 financial year, Adults have ended with an underspend of £9,242k (5.3%), with pressures in learning disability services more than offset by underspends in strategic management, older people's services and physical disability services.

The financial and human impact of Covid-19 has been substantial for Adult Services, resulting in an overspend in 2020/21 because of the need to provide additional support to care providers and increased support needs of vulnerable adults. Some adults who were previously supported at home by friends, family and local community services have not been able to secure this support during Covid due to visiting restrictions during lockdown. This has increased reliance on professional services; the ability to focus on conversations about the use of technology, community support or other preventative services have been restricted due to the reprioritisation of staffing resources towards discharge from hospital work and supporting care providers. Many vulnerable adults have developed more complex needs during lockdown as they have not accessed the usual community-based or early help services. We are expecting the longer-term financial impact of this to be significant. We are also experiencing a high volume of referrals from hospitals and the level of need and complexity of patients needing care or Reablement support is increasing.

Despite this, some services over 2020/21, and continuing through 2021/22, have seen service user numbers and expenditure at less than budgeted levels. This is particularly the case with spend on residential and nursing care for older people as a result of the devastating impact of Covid-19 on the older people's population and a notable reduction in the number of people having their care and support needs met in care homes. Spend and service user numbers today are below the level budgeted for resulting in the in-year underspend. However, the financial position of this service is considerably uncertain. There is a growing number of people who have survived Covid, being left with significant needs, and many vulnerable adults have developed more complex needs as they have not accessed the usual community-based or early help services due to lockdown. The impact of delayed health care treatments such as operations will also impact individual needs and health inequalities negatively. It is anticipated that demand will increase as we complete more annual reviews, many of which are outstanding due to the pandemic.

Care providers are currently reporting substantial difficulties including workforce issues and price inflation. Workforce pressures have been recognised by the government, and additional grant funding has been given to support areas such as recruitment and retention. The Adults and Health committee approved additional funding for uplifts paid to providers this year, as well as support for recruitment and retention activity, which has been partly funded through this grant funding. The budgetary impact of market pressures is included within the numbers in this report. In addition, the position of the care market, particularly related to workforce issues, is making some placements more difficult to source particularly at the more complex end of provision. This puts further pressure on costs.

Recruitment and retention issues in the care sector are a long term national issue to be addressed nationwide. The government's social care reforms are due to take effect in October 2023. These will require additional social care and financial assessments staff within the Council to deal with the increased number of assessments the reforms will generate. Recruitment to these posts will be challenging against a backdrop of the current high level of vacant posts, current recruitment difficulties and a national shortage of staff experienced in these roles.

Hospital Discharge systems continue to be pressured and we expect some substantial cost increases as both NHS funding is unwound at the end of March 2022, and the medium-term recovery of clients assessed as having primary health needs upon hospital discharge return to social care funding streams.

Learning Disabilities (LD) is the one area of Adult Services which has seen cost pressures that have resulted in an overspend for the year. Levels of need have risen greatly over the last year, and this is accompanied by several new service users with LD care packages with very complex health and care needs, requiring significant levels of care that cost much more than we budget for an average new care service. We are reliant on a small number of providers for very specialist types of support. LD services in Cambridgeshire work in a pooled budget with the NHS, so the overspend against the LD budget is shared. We do have some examples of care providers wishing to return packages of care or placements due to workforce difficulties.

In line with the government's social care reform agenda the Council will be undertaking "fair cost of care" exercises with both homecare and care home providers during 2022/23. It is anticipated that the outcomes of these exercises nationwide will be a gap for some Councils between what is currently paid and the newly assessed "fair cost of care". Whilst we have some funding from government for 2022/23 to start to close this gap, there may well be a pressure to be addressed over the coming years to reach a point where care providers are paid the "fair cost of care".

1.4.2 Children's

Although the levels of actual spend in relation to Covid-19 remained relatively low within Children's, there were a number of areas which ended the year with significant pressures or underspends:

- Due to the lockdown and lack of visibility of children, referrals to Children's saw a significant reduction, particularly in the earlier stages of the pandemic. We predicted that there would be demand building up with a need for an increase in staff costs resulting from an increase in the number of referrals, requiring assessments and longer term working with families, whose needs are likely to be more acute, due to early support not having been accessed, within both early help and children's social care.
- There was an increase in the numbers of referrals of children and young people with more complex needs. This has been the case in other areas and signals that there is likely to be an increase in demand both in terms of volumes and complexity of need.
- Despite a relatively stable position in the number of Children in Care (CiC) we experienced increasing cost pressures due to changes in complexity of need, and continuing cost inflation within the sector. Specifically, changes in legislation from the 1st September which required all local authorities to ensure no young people in care under the age of 16 were placed within unregistered provision. The consequence of this has been a knock-on effect within the residential and fostering markets responding to increased demand as young people moved on from

unregistered provision. This led to a significant increase in weekly cost for some placements. Also, we have seen an increase in complexity of need within both existing and new placements. This increased demand, coupled with an overall shortage of availability, has led to price increases within the sector.

- Children's and Safeguarding (including the CiC placement budget held in Commissioning) reported a final increased net underspend of circa £3m. The majority of this underspend was as a result of an over achievement of the vacancy savings target across the service due to a combination of the difficulty in recruiting to Social Workers posts and also posts becoming vacant with recruitment to vacancies taking longer than anticipated in the current climate. Some of these savings also relate to planned restructures, and the need to keep some posts vacant prior to consultation launches.

1.4.3 Education

Education – As we have seen across P&C a higher than anticipated level of vacancies has resulted in a year-end underspend within the Strategic Management – Education policy line.

Outdoor Education – despite residential visits not being allowed until mid-May and a reduction in numbers in order to adhere to Covid-19 guidance the service ended the year with a reduced overspend of £569k.

Cambridgeshire Music ended the year with a £160k underspend. The service was able to return to near pre pandemic income level due to offering tuition through alternative delivery models and additional grant funding supported staffing costs through a delayed internal restructure.

Redundancy and Teachers Pensions underspend due to unforeseen reduction in numbers throughout the year, which was difficult to predict due to detailed information being delayed.

Within 0-19 Organisation and Planning core funded activity ended the year with an overspend of £283k. This reflects the reduced income from penalty notices issued for children's unauthorised absences from school because of the pandemic. This is not expected to return to pre-pandemic levels this academic year and as such is likely to impact on the first quarter of 2022/23.

Home to School Transport Special ended the year with an of £1,322k reflecting the significant increase in numbers of pupils with Education, Health and Care Plans (EHCPs). The revised position is due to the continuing demand for places at Special Schools and High Needs Units combined with an increase in complexity of transport need, often resulting in children being transported in individual taxis with a Passenger Assistant.

Children in Care Transport is reporting a final overspend of £155k reflecting the increases in complexity and shortage of availability of local placements.

Home to School Transport Mainstream has a year-end underspend of -£584k. The 2021/22 budget was based on 2020/21 contracts as it was not possible to retender routes due to Covid, resulting in increased forecast costs. However, tendering has now resumed, resulting in efficiencies for some routes.

All transport budgets have been impacted by the underlying national issue of driver availability which is seeing less competition for tendered routes. This has also resulted in numerous contracts being handed back by operators as they are no longer able to fulfil their obligations and alternative, often higher cost, solutions are required. The increase in fuel costs is also placing further pressure on providers and as such the service are carefully monitoring the situation which is likely to result in higher future costs as we move into 2022/23.

Dedicated Schools Grant (DSG) –Appendix 1a provides a detailed breakdown of all DSG spend within P&C. The budget figures are net of recoupment for academies and High Needs place funding.

Due to the continuing increase in the number of children and young people with an EHCP, and the complexity of need of these young people, the overall spend on the High Needs Block element of the DSG funded budgets has continued to rise. At the end of 2021/22 the High Needs Block overspent by

approximately £14.85m, which was slightly higher than previous forecasts. However, there were a number of one-off underspends in other areas of the DSG which resulted in a net DSG overspend of £12.43m to the end of the year.

When added to the existing DSG deficit of £26.83m brought forward from previous years, and allowing for required prior-year technical adjustments, this results in a cumulative deficit of £39.26m to be carried forward into 2022/23.

This is a ring-fenced grant and, as such, overspends do not currently affect the Council's bottom line. We continue to work with the Department for Education (DfE) to manage the deficit and evidence plans to reduce spend.

The DfE introduced the safety valve intervention programme in 2020-21 in recognition of the increasing pressures on high needs. A total of 14 local authorities have now signed up to agreements, and the programme is being expanded to a further 20 local authorities, including Cambridgeshire in 2022-23.

The programme requires local authorities to develop substantial plans for reform to their high needs systems, with support and challenge from the DfE, to rapidly place them on a sustainable footing. If the authorities can demonstrate sufficiently that their DSG management plans create lasting sustainability and are effective for children and young people, including reaching an in-year balance as quickly as possible, then the DfE will enter into an agreement with the authority, subject to Ministerial approval.

If an agreement is reached, local authorities are held to account for the delivery of their plans and hitting the milestones in the plans via quarterly reporting to the DfE. If adequate progress is being made, authorities will receive incremental funding to eliminate their historic deficits, generally spread over five financial years. If the conditions of the agreement are not being met, payments will be withheld.

Senior Officers have been invited to an initial meeting with the DfE in May to discuss the current situation and plans, and as such updates will be provided in due course.

1.4.4 Communities

Strategic Management - Communities & Partnerships had a final overspend position of £116k as a result of unachieved savings across the Communities and Partnership directorate.

Public Library Services ended the year with an overspend of £195k as a result of a reduction in income related to the Covid-19 pandemic. This represents an improvement on previous forecasts as a result of increased income being secured from commissioned services including the extension of the use of libraries as distribution centres for lateral flow tests to the end of March, and an increase in the Visa checking service

Registration & Citizenship Services underspent by £151k as a result of staff vacancies and an over recovery of charged income.

The Coroners Service is now reporting a revised year-end overspend of £159k mainly as a result of additional costs related to Covid-19.

1.4.5 Executive Director

The Executive Director line underspent by £1,000k. Most of this relates to a provision of £900k built into the budget for spend on Personal Protective Equipment (PPE). This budget was not required as central government extended its cost-neutral PPE scheme for councils for 2021/22. Further underspend is from Contain Outbreak Management funding for staff costs across the P&C Directorate spent on outbreak management activity which has been applied to the Executive Director budget.

Lost Sales, Fees & Charges Compensation – in 2020/21 and 2021/22 a grant was made available from the Ministry of Housing Communities and Local Government (MHCLG) to compensate for lost sales, fees and charges income relating to the pandemic. Local authorities were expected to absorb losses up to 5% of budgeted sales, fees, and charges income, after which the government reimbursed 75p in every pound of relevant losses. P&C have seen significant income losses, especially in certain Education services and the Registration service in Communities. The compensation scheme has recently ended and following reconciliation we are now recognising the position within P&C.

1.5 Significant Issues – Public Health

The Public Health Directorate is funded wholly by ringfenced grants, mainly the Public Health Grant. The work of the Directorate has been severely impacted by the pandemic, as capacity has been re-directed to outbreak management, testing, and infection control work. The Directorate's expenditure has increased by nearly 50% with the addition of new grants to fund outbreak management, mainly the Contain Outbreak Management Fund.

At the end of the 2021/22 financial year, the Public Health Directorate has underspent by £4,001k (8.47%).

The pandemic has caused an underspend on many of PH's business as usual services. Much of the Directorate's spend is contracts with, or payments to, the NHS for specific work. The NHS re-focus on the pandemic response and vaccination has reduced activity-driven costs to the PH budget. Activity was starting to pick back up, but with the emergence of the Omicron variant, and the increased pressures on primary care, activity levels are likely to be suppressed for some time to come.

A significant proportion of staff time in 2021/22 continued to be spent on outbreak management in relation to the Covid-19 pandemic and this is funded by the Contain Outbreak Management Fund rather than the Public Health grant creating much of the in year underspend. In addition, with the unprecedented demand for Public Health staff across the country, recruitment has proven difficult resulting in further underspends on staffing budgets.

2. Capital Executive Summary

2021/22 In Year Pressures/Slippage

At the end of Closedown 2021/22, the capital programme underspend is £12,267k. The level of slippage and underspend in 2021/22 has exceeded the capital Variation Budget of £5,805k.

Details of the currently forecasted capital variances can be found in Appendix 4.

3. Savings Tracker Summary

The savings tracker is produced quarterly to monitor delivery of savings against agreed plans. The full savings tracker for 2021/22 is at Appendix 5.

4. Technical note

On a biannual basis, a technical financial appendix is included as Appendix 6. This appendix covers:

- Grants that have been received by the service, and where these have been more or less than expected
- Budget movements (virements) into or out of P&C from other services (but not within P&C), to show why the budget might be different from that agreed by Full Council

- Service reserves – funds held for specific purposes that may be drawn down in-year or carried-forward – including use of funds and forecast draw-down.

5. Key Activity Data

The Actual Weekly Costs for all clients shown in section 2.5.1-2 are calculated based on all clients who have received a service, are receiving a service, or we plan will receive a service. Some clients will have ceased receiving a service in previous months, or during this month, or we will have assumed an end date in the future.

5.1 Children and Young People

5.1.1 Key activity data at the end of Closedown 2021/22 for Children in Care Placements is shown below:

Service Type	BUDGET				ACTUAL (Close 21/22)				FORECAST		
	No of placements Budgeted	Annual Budget	No. of weeks funded	Average weekly cost per head	Snapshot of No. of placements Close 21/22	Yearly Average	Outturn	Average weekly cost per head	Yearly Average budgeted no. of placements	Net Variance to Budget	Average weekly cost diff +/-
Residential - disability	7	£1,204k	52	3,307.62	4	6.21	£1,180k	2,835.51	-0.79	£24k	-472.11
Residential - secure accommodation	1	£365k	52	7,019.23	1	0.48	£265k	10,500.00	-0.52	£100k	3,480.77
Residential schools	10	£1,044k	52	2,006.99	7	6.92	£573k	1,738.30	-3.08	£471k	-268.69
Residential homes	35	£6,028k	52	3,311.90	44	40.46	£8,274k	4,462.29	5.46	£2,247k	1,150.39
Independent Fostering	230	£10,107k	52	845.04	188	212.28	£9,575k	905.22	-17.72	£532k	60.18
Tier 4 Step down	0	£k	0	0.00	2	1.00	£212k	3,726.42	1.00	£212k	3,726.42
Supported Accommodation	20	£1,755k	52	1,687.92	15	20.21	£2,008k	2,027.67	0.21	£252k	339.75
16+	8	£200k	52	480.41	3	3.57	£59k	290.55	-4.43	£141k	-189.86
Supported Living	3	£376k	52	2,411.58	4	2.91	£392k	2,636.29	-0.09	£16k	224.71
Growth/Replacement	0	£k	0	0.00	0	0.00	£k	0.00	-	£k	0.00
Additional one off budget/actuals	0	£k	0	0.00	0	0.00	£k	0.00	-	£k	0.00
Mitigations required	0	£k	0	0.00	0	0.00	£k	0.00	-	£k	0.00
TOTAL	314	£21,078k			268	294.04	£22,538k		-19.96	£1,459k	
In-house Fostering	240	£5,093k	56	382.14	190	186.86	£4,226k	371.67	-53.14	£867k	-10.47
In-house fostering - Reg 24	12	£121k	56	179.09	32	21.59	£191k	166.25	9.59	£70k	-12.84
Staying Put	36	£210k	52	111.78	40	38.99	£235k	124.39	2.99	£25k	12.61
Supported Lodgings	9	£80k	52	171.01	5	6.10	£47k	109.75	-2.9	£33k	-61.26
TOTAL	297	£5,503k			267	253.54	£4,700k		-43.46	£804k	
Adoption Allowances	97	£1,063k	52	210.16	94	91.48	£1,103k	225.43	-5.52	£40k	15.27
Special Guardianship Orders	322	£2,541k	52	151.32	281	283.71	£2,250k	145.83	-38.29	£291k	-5.49
Child Arrangement Orders	55	£462k	52	160.96	50	52.45	£425k	152.16	-2.55	£36k	-8.80
Concurrent Adoption	3	£33k	52	210.00	0	0.38	£4k	210.00	-2.62	£29k	0.00
TOTAL	477	£4,098k			425	428.02	£3,782k		-48.98	£316k	
OVERALL TOTAL	1,088	£30,680k			960	975.60	£31,020k		-112.40	£340k	

NOTES:

In house Fostering payments fund 56 weeks as carers receive two additional weeks payment during the summer holidays and one additional week each for Christmas and birthday.

5.1.2 Key activity data at the end of Closedown 2021/22 for SEN Placements is shown below:

The following key activity data for SEND covers 5 of the main provision types for pupils with EHCPs.

Budgeted data is based on actual data at the close of 2020/21 and an increase in pupil numbers over the course of the year.

Actual data are based on a snapshot of provision taken at the end of the month and reflect current numbers of pupils and average cost

Provision Type	BUDGET				ACTUAL (Close 21/22)					OUTTURN	
	No. pupils	Expected in-year growth	Average annual cost per pupil (£)	Budget (£000) (excluding academy recoupment)	No. Pupils as of Close 21/22		% growth used	Average annual cost per pupils as of Close 21/22		Actual spend (£)	Variance (£)
					Actual	Variance		Actual (£)	Variance (£)		
Mainstream top up *	1,913	174	8,130	16,155	2,842	929	634%	8,121	-9	17,483	1,100
Special School **	1,326	121	10,755	20,904	1,609	283	335%	10,843	88	21,379	475
HN Unit **	202	n/a	13,765	3,182	280	78	n/a	13,650	-115	3,828	646
SEN Placement (all) ***	243	n/a	53,464	13,012	260	17	n/a	51,596	-1,868	13,987	975
Total	3,684	294	-	53,253	4,991	1,307	544%	-	-	56,677	3,424

* LA cost only

** Excluding place funding

*** Education contribution only

Provision Type	BUDGET				ACTUAL (Close 21/22)					OUTTURN	
	No. pupils	Expected in-year growth	Average weekly cost per pupil (£)	Budget (£000) (excluding academy recoupment)	No. Pupils as of Close 21/22		% growth used	Average annual cost per pupils as of Close 21/22		Actual spend (£)	Variance (£)
					Actual	Variance		Actual (£)	Variance (£)		
Out of School Tuition	84	n/a	1,200	3,834	168	84	n/a	991	-209	4,929	1,095
Total	84	0	-	3,834	168	84	n/a	-	-	4,929	1,095

5.2 Adults

In the following key activity data for Adults & Safeguarding, the information given in each column is as follows:

- Budgeted number of care services: this is the number of full-time equivalent (52 weeks) service users anticipated at budget setting
- Budgeted average unit cost: this is the planned unit cost per service user per week, given the budget available
- Actual care services and cost: these reflect current numbers of service users and average cost; they represent a real time snapshot of service-user information.

A consistent format is used to aid understanding, and where care types are not currently used in a particular service those lines are greyed out.

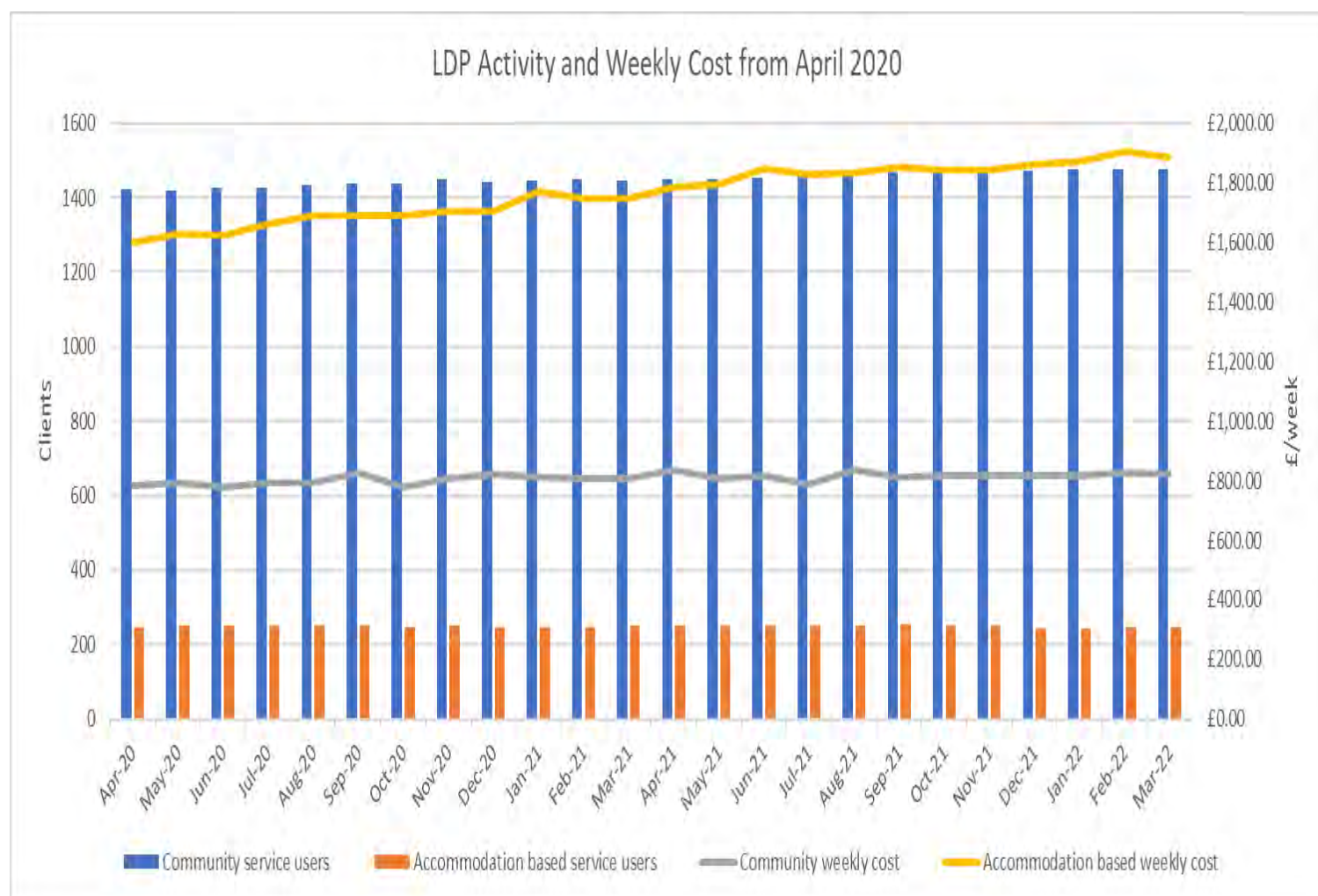
The direction of travel (DoT) compares the current month's figure with the previous month.

The activity data for a given service will not directly tie back to its outturn reported in Appendix 1. This is because the detailed variance include other areas of spend, such as care services which have ended and staffing costs, as well as the activity data including some care costs that sit within Commissioning budgets.

5.2.1 Key activity data at the end of Closedown 2021/22 for Learning Disability Partnership is shown below:

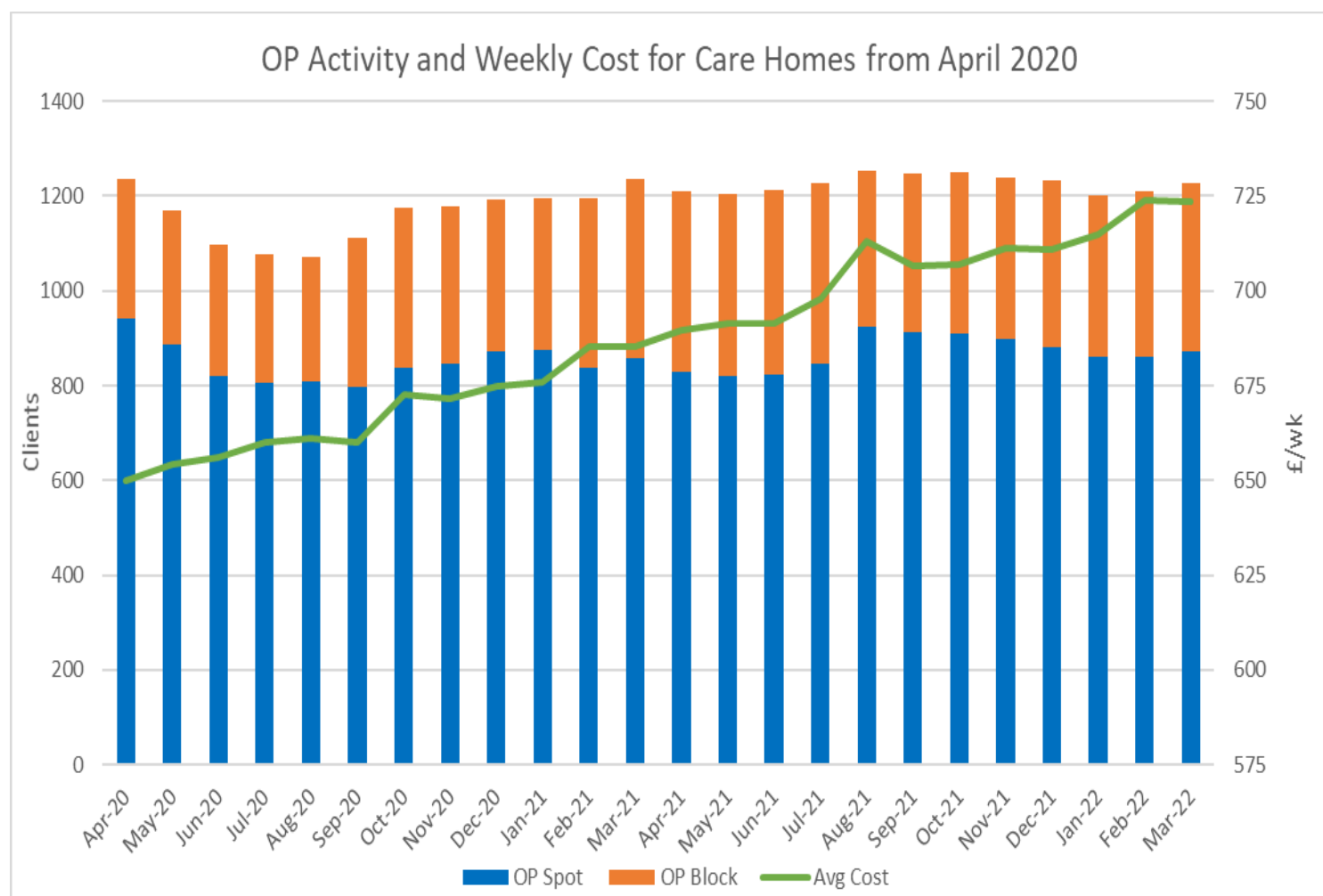
Learning Disability Partnership	BUDGET			ACTUAL (Close 2021/22)				Outturn		
Service Type	Expected No. of Care Packages 2021/22	Budgeted Average Unit Cost (per week)	Annual Budget	Current Care Packages	Difference	Current Average Unit Cost (per week)	Difference	Total spend/income	Difference	Variance
Accommodation based										
~Residential	251	£1,759	£24,664k	248 ↔		£1,929 ↔		£26,958k ↑		£1,035k
~Nursing	6	£2,385	£813k	5 ↔		£2,523 ↔		£712k ↓		£-71k
~Respite	13	£855	£382k	11 ↔		£776 ↔		£216k ↓		£-151k
Accommodation based subtotal	270	£1,688	£25,860k	264		£1,860		£27,886k		£813k
Community based										
~Supported Living	456	£1,338	£35,159k	489 ↔		£1,329 ↓		£35,868k ↓		£872k
~Homecare	386	£380	£6,341k	382 ↓		£412 ↑		£6,654k ↓		£550k
~Direct payments	403	£446	£8,874k	405 ↑		£456 ↓		£8,296k ↓		£150k
~Live In Care	15	£2,033	£1,709k	13 ↔		£2,153 ↔		£1,510k ↓		£-135k
~Day Care	437	£175	£4,190k	446 ↔		£183 ↔		£4,263k ↓		£230k
~Other Care	57	£86	£856k	57 ↔		£85 ↔		£958k ↑		£134k
Community based subtotal	1,754	£598	£57,129k	1,792		£617		£57,548k		£1,802k
Total for expenditure	2,024	£743	£82,989k	2,056		£777		£85,435k ↓		£2,615k
Care Contributions			-£4,396k					-£4,147k ↓		£473k

The LDP includes service-users that are fully funded by the NHS, who generally have very high needs and therefore costly care packages



5.2.2 Key activity data at the end of Closedown 2021/22 for Older People's (OP) Services is shown below:

Older People	BUDGET			ACTUAL (Close 2021/22)				Outturn		
Service Type	Expected No. of Care Packages 2021/22	Budgeted Average Unit Cost (per week)	Annual Budget	Current Care Packages	D T	Current Average Unit Cost (per week)	D T	Total spend/ income	D T	Variance
Accommodation based										
~Residential	410	£672	£14,592k	348 ↓		£677 ↑		£13,282k ↓		-\$1,309k
~Residential Dementia	517	£657	£17,768k	445 ↑		£681 ↓		£17,338k ↑		-\$430k
~Nursing	290	£808	£12,639k	266 ↑		£779 ↑		£11,718k ↑		-\$921k
~Nursing Dementia	203	£809	£8,541k	169 ↓		£847 ↓		£8,544k ↓		£3k
~Respite	41	£679	£1,584k	55				£1,070k ↑		-\$513k
Accommodation based subtotal	1,461	£694	£55,124k	1,283		£693		£51,952k		-\$3,172k
Community based										
~Supported Living	320	£368	£5,603k	371 ↓		£152 ↑		£5,983k ↑		£380k
~Homecare	1,510	£230	£18,320k	1,226 ↓		£256 ↑		£18,639k ↓		£319k
~Direct payments	160	£320	£2,465k	136 ↑		£367 ↑		£2,739k ↑		£274k
~Live In Care	30	£822	£1,250k	26 ↑		£889 ↓		£1,429k ↑		£179k
~Day Care	267	£54	£763k	68 ↓		£79 ↑		£519k ↓		-\$243k
~Other Care			£163k	6				£115k ↓		-\$48k
Community based subtotal	2,287	£243	£28,564k	1,833		£245		£29,425k		£860k
Total for expenditure	3,748	£419	£83,688k	3,116		£429		£81,377k ↓		-\$2,311k
Care Contributions			-\$23,528k					-\$24,940k		-\$1,412k



5.2.3 Key activity data at the end of Closedown 2021/22 for Physical Disabilities Services is shown below:

Physical Disabilities	BUDGET			ACTUAL (Close 2021/22)				Outturn		
Service Type	Expected No. of Care Packages 2021/22	Budgeted Average Unit Cost (per week)	Annual Budget	Current Care Packages	D o T	Current Average Unit Cost (per week)	D o T	Total spend/ income	D o T	Variance
Accommodation based										
~Residential	33	£905	£1,611k	38	↔	£993	↑	£1,618k	↑	£7k
~Residential Dementia	4	£935	£195k	8	↔	£643	↓	£233k	↓	£38k
~Nursing	38	£1,149	£2,438k	43	↑	£978	↓	£2,043k	↑	-£395k
~Nursing Dementia	3	£1,192	£192k	6	↑	£829	↓	£133k	↑	-£59k
~Respite	2	£685	£114k	10		£178		£52k	↓	-£61k
Accommodation based subtotal	80	£1,010	£4,550k	105		£856		£4,080k		-£470k
Community based										
~Supported Living	7	£843	£551k	47	↑	£326	↓	£544k	↑	-£6k
~Homecare	389	£257	£5,326k	453	↑	£266	↑	£5,509k	↓	£183k
~Direct payments	285	£398	£5,279k	254	↑	£380	↓	£4,772k	↑	-£507k
~Live In Care	35	£862	£1,627k	40	↓	£868	↑	£1,780k	↓	£153k
~Day Care	21	£85	£94k	19	↔	£109	↑	£95k	↑	£1k
~Other Care			£4k	2	↔	£57	↔	£24k	↑	£20k
Community based subtotal	737	£341	£12,882k	815		£330		£12,725k		-£157k
Total for expenditure	817	£406	£17,432k	920		£390		£16,805k	↓	-£627k
Care Contributions			-£2,154k					-£2,406k		-£252k

5.2.4 Key activity data at the end of Closedown 2021/22 for Older People Mental Health (OPMH) Services:

Older People Mental Health	BUDGET			ACTUAL (Close 2021/22)				Outturn		
Service Type	Expected No. of Care Packages 2021/22	Budgeted Average Unit Cost (per week)	Annual Budget	Current Care Packages	D o T	Current Average Unit Cost (per week)	D o T	Total spend/ income	D o T	Variance
Accommodation based										
~Residential	32	£717	£1,010k	34	↑	£723	↓	£887k	↓	-£123k
~Residential Dementia	28	£755	£860k	36	↑	£699	↓	£909k	↓	£49k
~Nursing	23	£826	£943k	28	↔	£767	↓	£1,069k	↓	£127k
~Nursing Dementia	69	£865	£2,788k	68	↑	£881	↑	£2,982k	↑	£194k
~Respite	3	£708	£42k	3	↔	£66	↔	£49k	↑	£6k
Accommodation based subtotal	155	£792	£5,643k	169		£776		£5,896k		£253k
Community based										
~Supported Living	9	£340	£111k	11	↔	£219	↔	£97k	↑	-£14k
~Homecare	68	£221	£693k	65	↓	£286	↑	£838k	↓	£145k
~Direct payments	9	£273	£116k	7	↔	£500	↑	£133k	↑	£17k
~Live In Care	8	£1,079	£455k	11	↔	£1,115	↑	£626k	↑	£171k
~Day Care	4	£47	£k	4	↓	£40	↓	£1k	↑	£1k
~Other Care	2	£6	£1k	6	↑	£65	↓	£60k	↑	£59k
Community based subtotal	100	£293	£1,376k	104		£358		£1,755k		£379k
Total for expenditure	255	£596	£7,019k	273		£617		£7,651k	↑	£632k
Care Contributions			-£958k					-£1,485k		-£526k

5.2.5 Key activity data at the end of Closedown 2021/22 for Adult Mental Health Services is shown below:

Adult Mental Health	BUDGET			ACTUAL (Close 2021/22)				Outturn		
Service Type	Expected No. of Care Packages 2021/22	Budgeted Average Unit Cost (per week)	Annual Budget	Current Care Packages	D T	Current Average Unit Cost (per week)	D T	Total spend/income	D T	Variance
Accommodation based										
~Residential	56	£794	£2,369k	57 ↓		£785 ↓		£2,520k ↓		£151k
~Residential Dementia	1	£841	£267k	2 ↑		£674 ↑		£76k ↑		-£192k
~Nursing	10	£788	£427k	10 ↔		£731 ↓		£367k ↓		-£60k
~Nursing Dementia	3	£686	£112k	1 ↔		£882 ↔		£44k ↓		-£67k
~Respite	1	£20	£k	1 ↔		£20 ↔		£2k ↑		£2k
Accommodation based subtotal	71	£778	£3,176k	71		£765		£3,010k		-£166k
Community based										
~Supported Living	113	£181	£1,812k	120 ↑		£288 ↓		£2,255k ↑		£442k
~Homecare	135	£113	£1,333k	130 ↑		£105 ↑		£1,226k ↑		-£106k
~Direct payments	14	£364	£263k	14 ↓		£278 ↓		£276k ↓		£13k
~Live In Care	2	£1,030	£109k	2 ↔		£1,171 ↔		£123k ↓		£15k
~Day Care	4	£66	£42k	4 ↔		£69 ↓		£42k ↓		£k
~Other Care	0	£0	£10k	4 ↔		£13 ↓		£47k ↑		£36k
Community based subtotal	268	£161	£3,569k	274		£200		£3,969k		£400k
Total for expenditure	339	£290	£6,745k	345		£316		£6,979k ↓		£234k
Care Contributions			-£393k					-£307k		£86k

5.2.6 Key activity data at the end of Closedown 2021/22 for Autism is shown below:

Autism	BUDGET			ACTUAL (Close 2021/22)				Outturn		
Service Type	Expected No. of Care Packages 2021/22	Budgeted Average Unit Cost (per week)	Annual Budget	Current Care Packages	D T	Current Average Unit Cost (per week)	D T	Total spend/income	D T	Variance
Accommodation based										
~Residential			£98k	0 ↔		£0 ↔		£56k ↔		-£42k
~Residential Dementia										
Accommodation based subtotal			£98k	0		0		£56k		-£42k
Community based										
~Supported Living	18	£469	£436k	15 ↓		£1,012 ↓		£696k ↓		£260k
~Homecare	19	£151	£143k	18 ↔		£131 ↓		£130k ↔		-£13k
~Direct payments	19	£299	£263k	21 ↔		£294 ↑		£207k ↔		-£57k
~Live In Care			£142k	1 ↔		£396 ↔		£13k ↔		-£129k
~Day Care	18	£65	£62k	16 ↔		£72 ↓		£58k ↔		-£4k
~Other Care	2	£29	£3k	2 ↔		£70 ↔		£11k ↔		£8k
Community based subtotal	77	£262	£1,049k	73		£348		£1,115k		£65k
Total for expenditure	78	£278	£1,147k	73		£348		£1,170k ↓		£23k
Care Contributions			-£54k					-£42k		£12k

Due to small numbers of service users some lines in the above have been redacted.

Appendix 1 – P&C Service Level Financial Information

Forecast Outturn Variance (Previous) £'000	Ref	Service	Budget 2021/22 £'000	Actual £'000	Outturn Variance £'000	Outturn Variance %
Adults & Safeguarding Directorate						
-1,729	1	Strategic Management - Adults	-4,277	-6,252	-1,975	-46%
0		Transfers of Care	1,611	1,610	-1	0%
70		Prevention & Early Intervention	9,116	9,205	90	1%
-3		Principal Social Worker, Practice and Safeguarding	1,514	1,501	-13	-1%
44		Autism and Adult Support	1,555	1,572	16	1%
2		Adults Finance Operations	1,676	1,667	-8	-1%
Learning Disabilities						
-198	2	Head of Service	5,851	5,289	-562	-10%
236	2	LD - City, South and East Localities	38,385	38,255	-130	0%
2,080	2	LD - Hunts & Fenland Localities	32,538	34,863	2,324	7%
602	2	LD - Young Adults	9,384	9,991	608	6%
-247	2	In House Provider Services	7,378	7,110	-268	-4%
-575	2	NHS Contribution to Pooled Budget	-21,717	-22,175	-458	-2%
1,898		Learning Disabilities Total	71,819	73,333	1,514	2%
Older People and Physical Disability Services						
-1,500	3	Physical Disabilities	16,096	14,359	-1,737	-11%
-1,387	4	OP - City & South Locality	24,080	22,708	-1,372	-6%
-1,780	4	OP - East Cambs Locality	8,557	6,986	-1,571	-18%
-1,497	4	OP - Fenland Locality	13,157	11,588	-1,569	-12%
-2,020	4	OP - Hunts Locality	15,869	13,419	-2,450	-15%
-8,184		Older People and Physical Disability Total	77,760	69,061	-8,699	-11%
Mental Health						
-180	5	Mental Health Central	1,731	1,585	-146	-8%
288	5	Adult Mental Health Localities	6,066	6,143	77	1%
-230	5	Older People Mental Health	6,604	6,508	-96	-1%
-122		Mental Health Total	14,401	14,236	-165	-1%
-8,024		Adults & Safeguarding Directorate Total	175,175	165,933	-9,242	-5%
Commissioning Directorate						
0		Strategic Management –Commissioning	536	499	-37	-7%
0		Access to Resource & Quality	1,208	1,135	-74	-6%
0		Local Assistance Scheme	300	299	-1	0%
Adults Commissioning						
-186	6	Central Commissioning - Adults	28,887	28,450	-437	-2%
106		Integrated Community Equipment Service	2,018	2,115	97	5%
15		Mental Health Commissioning	2,251	2,337	86	4%
-64		Adults Commissioning Total	33,156	32,902	-254	-1%

Forecast Outturn Variance (Previous) £'000	Ref	Service	Budget 2021/22 £'000	Actual £'000	Outturn Variance £'000	Outturn Variance %
Children's Commissioning						
1,500	7	Children in Care Placements	21,078	22,540	1,462	7%
0		Commissioning Services	323	409	86	27%
1,500		Children's Commissioning Total	21,401	22,949	1,547	7%
1,436		Commissioning Directorate Total	56,602	57,784	1,182	2%
Communities & Partnerships Directorate						
0	8	Strategic Management - Communities & Partnerships	333	449	116	35%
301	9	Public Library Services	3,824	4,020	195	5%
0		Cambridgeshire Skills	2,639	2,639	0	0%
0		Archives	387	370	-16	-4%
0		Cultural Services	316	312	-4	-1%
0	10	Registration & Citizenship Services	-634	-785	-151	-24%
152	11	Coroners	1,822	1,981	159	9%
0		Trading Standards	694	629	-65	-9%
0		Domestic Abuse and Sexual Violence Service	1,985	1,965	-20	-1%
0		Think Communities	487	471	-15	-3%
0		Youth and Community Services	349	344	-5	-1%
454		Communities & Partnerships Directorate Total	12,202	12,395	193	2%
Children & Safeguarding Directorate						
-2,200	12	Strategic Management - Children & Safeguarding	6,058	3,583	-2,475	-41%
0		Safeguarding and Quality Assurance	2,531	2,546	15	1%
-875	13	Fostering and Supervised Contact Services	9,827	8,934	-893	-9%
-860	14	Corporate Parenting	7,338	6,498	-840	-11%
0		Integrated Front Door	3,746	3,748	2	0%
400	15	Children's Disability Service	6,422	6,794	372	6%
0		Support to Parents	1,103	1,108	6	1%
-340	16	Adoption	5,610	5,295	-316	-6%
0		Legal Proceedings	2,050	2,023	-27	-1%
-14		Youth Offending Service	1,767	1,706	-62	-3%
District Delivery Service						
0		Children's Centres Strategy	25	13	-13	-51%
-50		Safeguarding West	1,654	1,599	-55	-3%
-220	17	Safeguarding East	3,632	3,416	-216	-6%
0		Early Help District Delivery Service – North	3,920	3,922	1	0%
0		Early Help District Delivery Service – South	4,029	4,021	-9	0%
-270		District Delivery Service Total	13,261	12,970	-292	-2%
-4,159		Children & Safeguarding Directorate Total	59,714	55,204	-4,510	-8%

Forecast Outturn Variance (Previous) £'000	Ref	Service	Budget 2021/22 £'000	Actual £'000	Outturn Variance £'000	Outturn Variance %
Education Directorate						
-39	18	Strategic Management - Education	1,998	1,786	-212	-11%
27		Early Years' Service	2,480	2,491	11	0%
76		School Improvement Service	910	946	36	4%
0		Schools Partnership service	651	645	-6	-1%
650	19	Outdoor Education (includes Grafham Water)	-77	492	569	737%
0	20	Cambridgeshire Music	0	-160	-160	-%
0		ICT Service (Education)	-200	-213	-13	-6%
0	21	Redundancy & Teachers Pensions	3,727	3,498	-229	-6%
SEND Specialist Services (0-25 years)						
-360	22	SEND Specialist Services	10,859	10,490	-369	-3%
450	22	Funding for Special Schools and Units	24,237	25,254	1,017	4%
1,100	22	High Needs Top Up Funding	25,788	26,788	999	4%
1,000	22	Special Educational Needs Placements	13,846	14,814	968	7%
1,190	22	Out of School Tuition	3,834	4,930	1,096	29%
0	22	Alternative Provision and Inclusion	6,617	6,582	-35	-1%
11,244	22	SEND Financing – DSG	-11,244	0	11,244	100%
14,624		SEND Specialist Services (0 - 25 years) Total	73,936	88,857	14,921	20%
Infrastructure						
111	23	0-19 Organisation & Planning	3,078	3,140	62	2%
10		Education Capital	178	196	18	10%
1,200	24	Home to School Transport – Special	14,862	16,184	1,322	9%
118	25	Children in Care Transport	1,585	1,740	155	10%
-500	26	Home to School Transport – Mainstream	10,114	9,530	-584	-6%
939		0-19 Place Planning & Organisation Service Total	29,817	30,790	973	3%
16,277		Education Directorate Total	113,241	129,131	15,890	14%
Executive Director						
-826	27	Executive Director	1,807	807	-1,000	-55%
-1,266	28	Lost Sales, Fees & Charges Compensation	1,266	0	-1,266	-100%
0		Central Financing	21	21	0	0%
-2,092		Executive Director Total	3,094	828	-2,266	-73%
3,905		Total	420,027	421,274	1,247	0%
Grant Funding						
-14,372	29	Financing DSG	-76,405	-90,888	-14,482	-19%
0		Non Baselined Grants	-41,099	-41,099	0	0%
-14,372		Grant Funding Total	-117,504	-131,987	-14,482	12%
-10,466		Net Total	302,523	289,288	-13,235	-4%

Appendix 1a – Dedicated Schools Grant (DSG) Summary FMR

Forecast Outturn Variance (Previous) £'000	Ref	Service	Budget 2021/22 £'000	Actual £'000	Outturn Variance £'000	Outturn Variance %
Commissioning Directorate						
Children's Commissioning						
0		Commissioning Services	245	245	0	0%
0		Children's Commissioning Total	245	245	0	0%
0		Commissioning Directorate Total	245	245	0	0%
Children & Safeguarding Directorate						
District Delivery Service						
0		Early Help District Delivery Service –North	0	0	0	0%
0		Early Help District Delivery Service – South	0	0	0	0%
0		District Delivery Service Total	0	0	0	0%
0		Children & Safeguarding Directorate Total	0	0	0	0%
Education Directorate						
170	-	Early Years' Service	1,768	1,767	-1	0%
0		Schools Partnership service	150	150	0	0%
0		Redundancy & Teachers Pensions	0	0	0	0%
SEND Specialist Services (0-25 years)						
-600	22	SEND Specialist Services	7,280	6,661	-618	-8%
450	22	Funding for Special Schools and Units	24,237	25,254	1,017	4%
1,100	22	High Needs Top Up Funding	25,788	26,788	999	4%
1,000	22	Special Educational Needs Placements	13,846	14,814	968	7%
1,190	22	Out of School Tuition	3,834	4,930	1,096	29%
0		Alternative Provision and Inclusion	6,542	6,511	-31	0%
11,244	22	SEND Financing – DSG	-11,244	0	11,244	100%
14,384		SEND Specialist Services (0 - 25 years) Total	70,281	84,957	14,676	21%
Infrastructure						
-183	23	0-19 Organisation & Planning	2,561	2,368	-193	-8%
0		Home to School Transport – Special	400	400	0	0%
-183		0-19 Place Planning & Organisation Service Total	2,961	2,768	-193	-7%
14,372		Education Directorate Total	75,160	89,643	14,482	19%
14,372		Total	75,405	89,888	14,482	19%
0		Contribution to Combined Budgets	1,000	1,000	0	0%
Schools						
0		Primary and Secondary Schools	124,677	124,269	-408	0%
0		Nursery Schools and PVI	36,250	34,832	-1,418	-4%
0		Schools Financing	-237,332	-249,989	-12,657	-5%
0		Pools and Contingencies	0	0	0	0%
0		Schools Total	-76,405	-90,888	-14,482	0%
14,372		Overall Net Total	0	0	0	-%

Appendix 2 – Public Health Summary FMR

Forecast Outturn Variance (Previous) £'000	Ref	Service	Budget 2021/22 £'000	Actual £'000	Outturn Variance £'000	Outturn Variance %
Children Health						
0		Children 0-5 PH Programme	7,271	7,294	24	0%
0		Children 5-19 PH Programme - Non Prescribed	1,795	1,763	-32	-2%
0		Children Mental Health	341	313	-28	-8%
0		Children Health Total	9,407	9,370	-36	0%
Drugs & Alcohol						
-30		Drug & Alcohol Misuse	5,918	5,820	-98	-2%
-30		Drug & Alcohol Misuse Total	5,918	5,820	-98	-2%
Sexual Health & Contraception						
-103	30	SH STI testing & treatment - Prescribed	3,750	3,542	-208	-6%
-108		SH Contraception - Prescribed	1,096	1,006	-90	-8%
51		SH Services Advice Prevention/Promotion - Non-Prescribed	444	504	60	14%
-160		Sexual Health & Contraception Total	5,290	5,052	-238	-4%
Behaviour Change / Preventing Long Term Conditions						
-194	31	Integrated Lifestyle Services	2,380	2,083	-297	-12%
82		Other Health Improvement	426	414	-12	-3%
-185	32	Smoking Cessation GP & Pharmacy	683	384	-298	-44%
-375	33	NHS Health Checks Programme - Prescribed	625	215	-410	-66%
-672		Behaviour Change / Preventing Long Term Conditions Total	4,114	3,096	-1,017	-25%
Falls Prevention						
-34		Falls Prevention	87	56	-30	-35%
-34		Falls Prevention Total	87	56	-30	-35%
General Prevention Activities						
-11		General Prevention, Traveller Health	13	0	-12	-97%
-11		General Prevention Activities Total	13	0	-12	-97%
Adult Mental Health & Community Safety						
0		Adult Mental Health & Community Safety	257	258	2	1%
0		Adult Mental Health & Community Safety Total	257	258	2	1%
Public Health Directorate						
-57		Public Health Strategic Management	57	0	-57	-100%
-1,516	34	Public Health Directorate Staffing & Running Costs	2,233	641	-1,592	-71%
0		Test and Trace Support Grant	1,064	1,061	-3	0%
0		Enduring Transmission Grant	791	791	-0	0%
-919	35	Contain Outbreak Management Fund	9,678	8,760	-919	-9%
0		Lateral Flow Testing Grant	2,409	2,409	-0	0%
-2,493		Public Health Directorate Total	16,232	13,661	-2,571	-16%
-3,400		Total Expenditure before Carry-forward	41,316	37,315	-4,001	-9.7%

Forecast Outturn Variance (Previous) £'000	Ref	Service	Budget 2021/22 £'000	Actual £'000	Outturn Variance £'000	Outturn Variance %
		Funding				
0		Public Health Grant	-26,786	-26,786	0	0%
0		Test and Trace Support Grant	-1,064	-1,064	0	0%
0		Enduring Transmission Grant	-791	-791	0	0%
0		Contain Outbreak Management Fund	-9,678	-9,678	0	0%
0		Community Testing Grant	-2,409	-2,409	0	0%
0		Other Grants	-498	-498	0	0%
0		Drawdown from reserves	-90	-90	0	0%
0		Grant Funding Total	-41,316	-41,316	0	0%
-3,400		Overall Net Total	0	-4,001	-4,001	0%

Appendix 3 – Service Commentaries on Outturn Position

Narrative is given below where there is an adverse/positive variance greater than 2% of annual budget or £100,000 whichever is greater for a service area.

1) Strategic Management - Adults

Budget 2021/22	Actual	Outturn Variance	Outturn Variance
£'000	£'000	£'000	%
-4,277	-6,252	-1,975	-46%

The Strategic Management – Adults line holds a range of central grant funding and Health funding including the Better Care Fund allocations. The underspend is largely attributable to grant and income contributions exceeding budget, and to funding from government grants being held to contribute to the Council share of pressures in the Learning Disabilities pooled budget reported in note 2 below. In addition, savings from vacant posts have exceeded the target by £974k due to increased vacancy rates being experienced in the second half of the year

2) Learning Disabilities

Budget 2021/22	Actual	Outturn Variance	Outturn Variance
£'000	£'000	£'000	%
71,819	73,333	1,514	2%

The Learning Disability Partnership (LDP) budget overspent by £1,971k in 2021/22. The Council's share of the overspend per the pooled arrangement with the NHS is £1,514k. This is a reduction of £501k (£384k for the Council's share) on the position forecast in February.

The primary reasons for the reduction on the forecast position are the application of £178k of NHS winter pressures funding to additional support for service users, which was not forecast, and increased reclaims of direct payments compared to forecast. Service users in receipt of direct payments have annual reviews after which any unspent funds are returned to the Council. The value of unspent direct payments has been higher this year due to some service users being unable to access their normal services and activities due to covid 19.

Much of the LDP overspend in 2021/22 is due to new demand being higher than was allocated in the budget. Expenditure on increased demand was ~70% above budget. Numbers of new placements were largely in line with the numbers anticipated in our allocation of demand funding. However, we are seeing more service users with very complex needs transitioning to the LDP and the price of care packages for these service users is significantly more than we have previously paid for similar care packages. Around 50% of the cost of packages for the cohort of young people transitioning into the LDP has been for health needs. However, the agreed split of the pooled budget is 77% social care funding and 23% health funding.

Also contributing to the demand overspend, the cost of care packages for our existing cohort of service users is increasing. This is frequently as a result of the Covid-19 pandemic. Prior to the pandemic carers were able to access support in the community and respite from their caring responsibilities. However, over the past 18 months their access to support has been reduced and continues to be reduced due to social distancing and ventilation restrictions at day centres, as a result we are seeing some service users move into supported living placements earlier than they otherwise would have done, or cases where we need to arrange increased levels of care in the home to avoid the care situation breaking down. We

expect some continuation in this latent demand, particularly whilst restrictions for services remain in place.

A Transitions Panel has been set up to discuss complex cases transferring from children’s services, enabling all involved parties to better plan and forecast for transitions, including those with complex health needs. Primarily this should improve outcomes for service users, but an additional benefit will be to aid better budget planning. Furthermore, the Young Adults team continues to have strengths-based conversations with service users, working on service users’ independence and helping them to achieve their goals. They achieved a £200k preventative savings target, part of the Adults’ Positive Challenge Programme. This mitigates some of the demand pressure on the budget.

A further factor in the overspend is the increasing cost of delivering care. During 2021/22 care providers faced mounting cost pressures due to staffing shortages and price inflation, and this is likely to worsen throughout 2022/23. Considering this, the Council approved additional funding for uplifts paid to providers this year, which was partly funded through grant received from central government. This contributed to £620k of the LDP overspend – the LDP spent £950k more than budgeted on uplift awards, £330k of which was covered by grant funding.

We also saw specific cost pressures at the end of the market providing placements for people with high-level needs. One of our providers who offers specialist placements to service users who cannot easily be placed elsewhere has substantially increased their rates on care packages for our existing service users placed with them. The six care packages they provide now cost ~£1.8m, an increase of ~£300k.

Adults Commissioning are developing an LD Accommodation Strategy that will enable them to work with the provider market to develop the provision needed for our service users, both now and looking to future needs. This should lead to more choice when placing service users with complex needs and consequently reduce cost pressure in this area, but this is a long-term programme and it is unlikely to deliver savings in the short term. The LDP social work teams and Adults Commissioning are also working on strategies to increase the uptake of direct payments, to deliver more choice for service users and decrease reliance on the existing care market.

3) Physical Disabilities

Budget 2021/22	Actual	Outturn Variance	Outturn Variance
£'000	£'000	£'000	%
16,096	14,359	-1,737	-11%

Physical Disabilities has a year-end outturn underspend of -£1.737m.

Previously identified pressures resulting from increased demand for community-based care were recognised through the business planning process and were manageable within available budget. Net demand for 2021/22 was below budgeted levels and stabilised over the second half of the year.

A peak in demand for bed-based care in the last quarter of 2020/21 reversed in the early part of 2021/22, with numbers returning to pre-pandemic levels. This, in conjunction with an increase in income due from clients contributing towards the cost of their care, ongoing work to secure appropriate funding for service users with health needs and the slow-down in demand for community-based care, resulted in a significant underspend.

During 2021/22 care providers faced mounting cost pressures due to staffing shortages and price inflation and this is likely to worsen throughout 2022/23. Considering this, the council approved additional funding for uplifts paid to providers in 2021/22, which was partly funded through grant received from central government. The impact on Physical Disabilities was £130k.

4) Older People

Budget 2021/22	Actual	Outturn Variance	Outturn Variance
£'000	£'000	£'000	%
61,664	54,702	-6,961	-11%

Older People's Services has a year-end outturn underspend of -£6.961m.

As was reported throughout 2020/21, the impact of the pandemic led to a notable reduction in the number of people having their care and support needs met in care homes. This short-term impact carried forward into forecasting for 2021/22 and included a reduction in care spend relating to the final months of 2020/21 that manifested subsequent to year-end.

Over the course of the financial year, as restrictions ended, there was a significant increase in the referrals reported by the Long-Term care teams. There was also an increase in referrals and requests to Adult Early Help, Safeguarding Referrals and Mental Health Act Assessments. Hospital Discharge systems continued to be pressured. We continue to expect some substantial cost increases in future years as both NHS funding is unwound fully, and the medium-term recovery of clients assessed as having primary health needs upon hospital discharge return to social care funding streams.

Despite the increase in activity coming into the service, we have not seen a corresponding increase in total numbers of service users being supported. Net demand for bed-based care remained below budgeted expectations throughout the year. In addition, long-term block capacity was increased following recent retendering. Utilisation of the available block provision at contractually agreed rates has given the Council greater control over historic pressures arising from increasing market unit costs. These factors have contributed significantly to the year-end underspend.

Throughout the year services have been working to streamline processes and improve the client's journey through the financial assessments process so that their assessment can be completed in a more timely manner. The performance of the Financial Assessments Team facilitated resolution of a historic backlog of outstanding cases. This, in conjunction with a review of current deferred payment agreements, increased the overall level of income expected from clients contributing towards the cost of their care.

Annual Review activity remained low and back-logs are significant within the system.

Forecasting for future costs remains difficult and there continues to be considerable risk and uncertainty around the impact the pandemic will have on both medium- and longer-term demand. There is a growing number of people who have survived Covid, being left with significant needs that we will need to meet, and many vulnerable adults have developed more complex needs as they have not accessed the usual community-based or early help services during the pandemic. The impact on delayed health care treatments such as operations will impact individual needs and health inequalities negatively. Clinical Commissioning Groups (CCGs) are working through backlogs in continuing health care, the impacts of this are not yet fully in our system.

During 2021/22 care providers faced mounting cost pressures due to staffing shortages and price inflation and this is likely to worsen throughout 2022/23. Considering this, the council approved additional funding for uplifts paid to providers in 2021/22, which was partly funded through grant received from central government. The impact on Older Peoples Services was £796k.

5) Mental Health Services

Budget 2021/22	Actual	Outturn Variance	Outturn Variance
£'000	£'000	£'000	%
14,401	14,236	-165	-1%

Mental Health Services has a year-end underspend of -£165k.

It was reported in 2020/21 that the Covid pandemic had a significant impact on elderly clients with the most acute needs in the short-term. There was a significant increase in placements into care homes over the final quarter of 2020/21 and this continued into the first part of 2021/22. Although net demand slowed for a period, once again there was a significant increase in numbers of placements during the final quarter of the year. Similar to Older Peoples Services, there remains considerable uncertainty around the impact of the pandemic on longer-term demand for services and forecasting for future costs remains difficult heading into the new financial year.

In addition, pressure emerged in community based-care with a number of high-cost supported living placements being made by Adult Mental Health services over the course of the year. Mental Health care teams have experienced a significant increase in demand for Approved Mental Health Professional services, and it was anticipated this could result in increased provision of packages for working age adults with complex mental health needs.

Throughout the year services have been working to streamline processes and improve the client's journey through the financial assessments process so that their assessment can be completed in a more timely manner. The performance of the Financial Assessments Team facilitated resolution of a historic backlog of outstanding cases, and this significantly increased the overall level of income expected from clients contributing towards the cost of their care within Mental Health Services.

During 2021/22 care providers faced mounting cost pressures due to staffing shortages and price inflation and this is likely to worsen throughout 2022/23. Considering this, the council approved additional funding for uplifts paid to providers in 2021/22, which was partly funded through grant received from central government. The impact on Mental Health Services was £74k.

In addition, there was an underspend of £186k against the Section 75 contract primarily due to a number of long-term vacancies within the team.

6) Central Commissioning - Adults

Budget 2021/22	Actual	Outturn Variance	Outturn Variance
£'000	£'000	£'000	%
28,887	28,450	-437	-2%

Central Commissioning – Adults has underspent by £437k in 2021/22. This is mostly (£314k) due to the decommissioning of six rapid discharge and transition cars as part of the wider homecare commissioning model. The long-term strategy is to decommission all the local authority funded cars, meeting the need for domiciliary care through other, more cost-effective means, such as:

- A sliding scale of rates with enhanced rates to support rural and hard to reach areas.
- Providers covering specific areas or zones of the county, including rural areas.
- Supporting the market in building capacity through recruitment and retention, as well as better rates of pay for care staff.

Another factor in the underspend is that a settlement relating to a block domiciliary care contract in 2018/19 was agreed at less than the provision made for it at the end of 2020/21. Therefore, the remainder of the provision (£90k) has been transferred back to revenue.

There have also been savings delivered on contracts that have been re-tendered during the year; housing related support and extra care contracts have both been retendered under new models, delivering more cost-effective provision.

7) Children in Care Placements

Budget 2021/22	Actual	Outturn Variance	Outturn Variance
£'000	£'000	£'000	%
21,078	22,540	1,462	7%

External Placements Client Group	Budgeted Packages	31 Mar 2022 Packages	Variance from Budget
Residential Disability – Children	7	4	-3
Child Homes – Secure Accommodation	1	1	-
Child Homes – Educational	10	7	-3
Child Homes – General	35	44	+9
Independent Fostering	230	188	-42
Tier 4 Step down	0	2	+2
Supported Living	3	4	+1
Supported Accommodation	20	15	-5
16+	8	3	-5
TOTAL	314	268	-46

External Placements has ended the year with an over spend of just under £1.5m, which is in-line with the forecast the service have been reporting. This is as a result of continuing significant pressures within the sector. Specifically, changes in legislation from the 1st September which required all local authorities to ensure no young people in care under the age of 16 were placed in unregistered provision. The consequence of this has been a knock-on effect within the residential and fostering markets responding to increased demand as young people moved on from unregulated provision. This has led to a significant increase in the weekly cost for some placements. Also, we are seeing an increase in complexity of need within both existing and new placements. This increased demand, coupled with an overall shortage of availability, has led to price increases within the sector. These changes, on top of an overall shift from IFA to residential which we have been seeing throughout the financial year, and continuing price inflation on all placement types, have continued to present a high level of financial challenge. High-cost placements are reviewed regularly to ensure they are the correct level and step-downs can be initiated appropriately. We are also seeing the impact of small numbers of young people being discharged from Tier 4 mental health provision into high cost specialist care placements, where there is a statutory duty for the local authority to part fund. Demand for this placement type is also expected to rise.

8) Strategic Management - Communities and Partnerships

Budget 2021/22	Actual	Outturn Variance	Outturn Variance
£'000	£'000	£'000	%
333	449	116	35%

An overspend in this area is due to unachieved business planning savings. Plans are being put together to ensure these are permanently made and allocated to services in 2022-23.

9) Public Library Services

Budget 2021/22	Actual	Outturn Variance	Outturn Variance
£'000	£'000	£'000	%
3,824	4,020	195	5%

The Public Library service final outturn is £195k overspent, predominantly as a result in decreased income levels. The final position saw an improvement on the previously reported position due to increased income being secured from our commissioned services including the extension of the use of libraries as distribution centres for lateral flow tests to the end of March, and an increase in the Visa checking service. However the continued restriction on occupancy, and limited impact of the ventilation work to increase this, impacted on the ability to hire out library space through the financial year. The lack of this hire income represents the single biggest reduction in income, while general sale of items and library overdue fines also remain well down on pre-pandemic levels.

10) Registration & Citizenship Services

Budget 2021/22	Actual	Outturn Variance	Outturn Variance
£'000	£'000	£'000	%
-634	-785	-151	-24%

The Registrars service outturn position is an overall underspend of -£151k, due to an over recovery of income received compared to budgeted level (-£72k) and in addition an underspend due to vacancies within the service (-£79k).

11) Coroners

Budget 2021/22	Actual	Outturn Variance	Outturn Variance
£'000	£'000	£'000	%
1,882	1,981	159	9%

The Coroners Service has a year-end outturn overspend of £159k.

This can be attributed to Covid-19. This is a result of:

- Required changes to venues to make them Covid-19 compliant.
- The need for increased staff capacity to manage the number of inquests necessary in a timely manner.
- Post mortems being charged at a higher rate due increased risk posed by Covid-19.

12) Strategic Management - Children & Safeguarding

Budget 2021/22	Actual	Outturn Variance	Outturn Variance
£'000	£'000	£'000	%
6,058	3,583	-2,475	-41%

Strategic Management – Children and Safeguarding has a year-end outturn underspend of -£2.475m. This is an increase of £275k since the end of Feb 2022 predominantly due to the inability to fill Social Worker vacancies, both substantive and agency, as planned.

There was an over achievement of the vacancy savings target across the service due to a combination of the difficulty in recruiting to Social Worker posts and also posts becoming vacant with recruitment to vacancies taking longer than anticipated in the current climate. An internal restructure also contributed to the overall position.

13) Fostering and Supervised Contact Services

Budget 2021/22	Actual	Outturn Variance	Outturn Variance
£'000	£'000	£'000	%
9,827	8,934	-893	-9%

The Fostering and Supervised Contact service has a year-end outturn underspend of -£893k.

This was due to the budget being built for a higher number of placements (236) than the service currently holds (190) and also a lower average cost than budgeted. Associated Foster Carer mileage claims are also lower than budgeted as a result of the pandemic.

14) Corporate Parenting

Budget 2021/22	Actual	Outturn Variance	Outturn Variance
£'000	£'000	£'000	%
7,338	6,498	-840	-11%

Corporate Parenting has a year-end outturn underspend of -£840k.

In the UASC/Leaving Care budgets activity undertaken in the service to support moves for unaccompanied young people to lower cost, but appropriate accommodation, and the decision by the Home Office to increase grant allowances from 1 April 2020, and again on 1 April 2021, contributed to the improved budget position.

15) Children's Disability Service

Budget 2021/22	Actual	Outturn Variance	Outturn Variance
£'000	£'000	£'000	%
6,422	6,794	372	6%

Disability Social Care has a year-end outturn overspend of £373k.

This was due to the in-sourcing of Children's Homes which was taken on with a known £300k pressure from the previous provider. In addition to this, staff who TUPE'd over on the previous provider's Terms and Conditions, opted to apply for new vacancies advertised under the Council's Terms and Conditions,

causing additional budget pressures. Furthermore, under the Council's Terms and Conditions certain posts (e.g. night support staff) are entitled to 'enhancements' at an additional cost to the service.

Actions being taken:

Future funding requirements have been agreed for the 2022/23 Business Plan linked to additional savings targets in future years.

16) Adoption

Budget 2021/22	Actual	Outturn Variance	Outturn Variance
£'000	£'000	£'000	%
5,610	5,295	-316	-6%

The Adoption Allowances budget has a year-end outturn underspend of -£316k.

During this reporting year the service had a number of young people in care turning 18 years old and for the majority of children this saw the special guardianship allowances paid to their carers ceasing. The Council also introduced a new allowance policy in April 2020 which clearly set out the parameters for new allowances and introduced a new means test in line with DfE recommendations that was broadly lower than the previous means test utilised by the Council.

17) Safeguarding East

Budget 2021/22	Actual	Outturn Variance	Outturn Variance
£'000	£'000	£'000	%
3,632	3,416	-216	-6%

Safeguarding East has a year-end outturn underspend of -£215k in their team budgets.

This was in the main due to the impact of Covid-19 and subsequent restrictions being placed on contact and reduced activities. Some of the under spend was also linked to the implementation of the Family Safeguarding Model and the reduction in case numbers.

18) Strategic Management - Education

Budget 2021/22	Actual	Outturn Variance	Outturn Variance
£'000	£'000	£'000	%
1,998	1,786	-212	-11%

Strategic Management – Education has a year-end underspend of -£212k. There was an over achievement of the vacancy savings target across the service due to recruitment to vacancies taking longer than anticipated in the current climate.

19) Outdoor Education (includes Grafham Water)

Budget 2021/22	Actual	Outturn Variance	Outturn Variance
£'000	£'000	£'000	%
-77	492	569	-%

The Outdoor Centres has a year-end outturn overspend of £569k.

This is due to the loss of income as a result of school residential visits not being allowed until mid-May and a reduction in numbers following the relaxation of lockdown in order to adhere to Covid-19 guidance.

More than 50% of the centres' income is generated over the summer term and so the restricted business at the start of the financial year has a significant impact on the financial outlook for the year. Approximately 70% of the lost income until June can be claimed back through the local Government lost fees and charges compensation scheme. The figures above also includes income from the Job Retention Scheme for the small number of staff who were furloughed, and the year-end position has improved on earlier forecasts, in part due to the furlough payments being higher than expected.

20) Cambridgeshire Music

Budget 2021/22	Actual	Outturn Variance	Outturn Variance
£'000	£'000	£'000	%
0	-160	-160	-%

The year-end position for Cambridgeshire Music was a £160k underspend, this has been due to a number of factors. The service was able to adapt to continued COVID restriction by offering alternative delivery models, which facilitated the return to pre covid income generation quicker than anticipated. However, restriction meant reduced partner work, and this had a knock-on impact of reduced costs (£67k). Additional £60k COVID recovery grant from the arts council supported a delayed internal restructure.

21) Redundancy & Teachers Pensions

Budget 2021/22	Actual	Outturn Variance	Outturn Variance
£'000	£'000	£'000	%
3,727	3,498	-229	-6%

A £229k underspend as arisen due to the number of pension payment being made throughout the year has reduced. This has been difficult to predict due to delays in receiving the backing information.

22) SEND Financing DSG

Budget 2021/22	Actual	Outturn Variance	Outturn Variance
£'000	£'000	£'000	%
67,319	82,275	14,956	22%

Due to the continuing increase in the number of children and young people with Education, Health and Care Plans (EHCPs), and the complexity of need of these young people, the overall spend on the High Needs Block element of the DSG funded budgets has continued to rise. Please note: The budgets in

these areas have been adjusted by £14.956m to reflect recoupment of funding for High Needs Places in academies and Further Education colleges by the Education and Skills Funding Agency (ESFA).

23) 0-19 Organisation & Planning

Budget 2021/22	Actual	Outturn Variance	Outturn Variance
£'000	£'000	£'000	%
3,078	3,140	62	2%

0-19 Organisation and Planning has a year-end outturn overspend of £62k.

£283k pressure is a direct result of Covid restrictions, in particular lockdowns which led to the majority of children receiving remote education at home, which have meant that the number of penalty notices issued for children's unauthorised absences from school has reduced significantly. This is not expected to return to pre-pandemic levels this academic year. This pressure has increased to reflect the decreased numbers of penalty notices issued for term time holidays.

This has been partially offset by an underspend on the school's growth fund budget currently forecast to be £164k.

24) Home to School Transport - Special

Budget 2021/22	Actual	Outturn Variance	Outturn Variance
£'000	£'000	£'000	%
14,862	16,184	1,322	9%

Home to School Special has a year-end outturn overspend of £1.322m. The overspend is due to the continuing demand for places at Special Schools and High Needs Units combined with an increase in complexity of transport need, often resulting in children being transported in individual taxis with a Passenger Assistant. This is again compounded by an underlying national issue of driver availability which is seeing less competition for tendered routes and therefore promoting increased costs. This year we have also had numerous contracts handed back by operators. This is unprecedented. Replacement tenders for those routes have then resulted in higher costs being charged by the new operator for the same service.

25) Children in Care Transport

Budget 2021/22	Actual	Outturn Variance	Outturn Variance
£'000	£'000	£'000	%
1,585	1,740	155	10%

Children in Care transport has a year-end outturn overspend of £155k. This results from an increase in demand arising from an increasing shortage in local placements requiring children to be transported longer distances. There is also an underlying national issue of driver availability which is seeing less competition for tendered routes and, therefore, promoting increased costs.

26) Home to School Transport - Mainstream

Budget 2021/22	Actual	Outturn Variance	Outturn Variance
£'000	£'000	£'000	%
10,114	9,530	-584	-6%

Home to School Transport Mainstream has a year-end outturn underspend of £584k. The 2021/22 budget was based on 20/21 transport costs as the team were not able to tender routes due to Covid, resulting in increased costs. Tendering has resumed and route tendering was completed for September 2021 transport commitments. The underspend is a result of efficiencies found.

27) Executive Director

Budget 2021/22	Actual	Outturn Variance	Outturn Variance
£'000	£'000	£'000	%
1,807	807	-1,000	-55%

A provision of £900k was made against this budget line on a one-off basis in 2021/22 for the costs of PPE needed to deliver a variety of services across social care and education services. When budgets were agreed for 2021/22 there was uncertainty about what, if any, PPE would be provided directly by government rather than the Council having to purchase it. The government subsequently confirmed that their PPE scheme would continue, and therefore PPE spend by the Council has been minimal. In addition, some income from the Contain Outbreak Management Fund for P&C staff time focussed on outbreak management is included within this final position.

28) Lost Sales, Fees & Charges Compensation

Budget 2021/22	Actual	Outturn Variance	Outturn Variance
£'000	£'000	£'000	%
1,266	0	-1,266	-100%

In 2020/21 and 2021/22 a grant was made available from the Ministry of Housing Communities and Local Government (MHCLG) to compensate for lost sales, fees and charges income relating to the pandemic. Local authorities were expected to absorb losses up to 5% of budgeted sales, fees, and charges income, after which the government reimbursed 75p in every pound of relevant losses. P&C have seen significant income losses, especially in certain Education services and the Registration service in Communities. The compensation scheme has recently ended and following reconciliation we are now recognising the position within P&C.

29) Financing DSG

Budget 2021/22	Actual	Outturn Variance	Outturn Variance
£'000	£'000	£'000	%
-76,405	-90,888	-14,482	-19%

Above the line within P&C, £76.4m is funded from the ring-fenced DSG. Net pressures will be carried forward as part of the overall deficit on the DSG.

30) SH STI Testing & Treatment - Prescribed

Budget 2021/22	Actual	Outturn Variance	Outturn Variance
£'000	£'000	£'000	%
3,750	3,542	-208	-6%

Planned activity for GP Chlamydia screening services has not been achieved due to the ongoing impact of the pandemic and the primary care focus on the pandemic response. GP payments are made based on unit cost and activity and the underspend also includes the associated decreased laboratory analysis costs.

31) Integrated Lifestyle Services

Budget 2021/22	Actual	Outturn Variance	Outturn Variance
£'000	£'000	£'000	%
2,380	2,083	-297	-12%

The underspend is partly as a result of reduced spend against the £400k Healthy Weight budget. This was new funding incorporated into the budget for 2021/22 and it has taken time to identify providers and commissioning routes especially with the focus on the pandemic, so we are only seeing part year spend against this budget in the current financial year resulting in an underspend of £112k. The remainder of the underspend is due to a combination of factors including £71k related to one off adjustments to income and spend in 2020/21, and £84k of income above budget in 2021/22.

32) Smoking Cessation GP & Pharmacy

Budget 2021/22	Actual	Outturn Variance	Outturn Variance
£'000	£'000	£'000	%
683	384	-298	-44%

Planned activity and spend for Stop Smoking Services has not been achieved due to the ongoing impact of the pandemic and the GP involvement in the Vaccination Programme. GP payments are made based on unit cost and activity.

33) NHS Health Checks Programme - Prescribed

Budget 2021/22	Actual	Outturn Variance	Outturn Variance
£'000	£'000	£'000	%
625	215	-410	-66%

GP Health Checks are commissioned from GPs and as with other GP commissioned services payment is based on unit cost and activity. Planned activity has not been achieved due to the ongoing impact of the pandemic and the GP involvement in the Vaccination Programme activity. Approval has been given for £407k to be used from Public Health reserves in 2022/23 to go some way to catching up on the checks missed throughout the pandemic.

34) Public Health Directorate Staffing and Running Costs

Budget 2021/22	Actual	Outturn Variance	Outturn Variance
£'000	£'000	£'000	%
2,233	641	-1,592	-71%

The underspend on staffing and running costs is due to vacant posts and significant grant funding. The current national demand for Public Health specialists is making recruitment very difficult and repeat advertising is being required for some posts. In addition, many of the staff within the Public Health Directorate have focused much of their time on Outbreak Management work which is funded by the Contain Outbreak Management Fund grant.

35) Contain Outbreak Management Fund

Budget 2021/22	Actual	Outturn Variance	Outturn Variance
£'000	£'000	£'000	%
9,678	8,760	-919	-9%

The Contain Outbreak Management Fund (COMF) is a series of large grant payments given to the Council across 2020/21 and 2021/22 to fund local Covid outbreak management activity. Funding from the grant which is contributing to current year spend in the Public Health Directorate is reflected in the detailed forecasts above, with the remaining contribution from the grant to Public Health Directorate costs across the lifespan of the funding to date reflected against the grant. Remaining COMF funding of £5.9m can be carried forward into 2022/23 for spend against future outbreak management activity including vaccine hesitancy work.

Appendix 4 – Capital Position

4.1 Capital Expenditure

Original 2021/22 Budget as per BP £'000	Scheme	Revised Budget for 2021/22 £'000	Actual Spend (Close) £'000	Outturn Variance (Close) £'000	Total Scheme Revised Budget £'000	Total Scheme Variance £'000
	Schools					
12,351	Basic Need - Primary	11,719	10,251	-1,468	199,036	-470
11,080	Basic Need - Secondary	5,822	4,672	-1,149	236,548	-20,929
665	Basic Need - Early Years	1,578	195	-1,383	7,273	-300
1,475	Adaptations	1,141	1,234	93	6,988	0
3,000	Conditions Maintenance	5,947	3,083	-2,864	24,215	0
813	Devolved Formula Capital	2,036	1,947	-88	7,286	0
2,894	Specialist Provision	3,367	1,856	-1,512	24,828	-193
305	Site Acquisition and Development	305	87	-218	455	0
1,000	Temporary Accommodation	1,000	603	-397	12,500	-350
675	Children Support Services	675	574	-101	5,925	0
12,029	Adult Social Care	10,719	5,167	-5,552	51,511	-400
3,353	Cultural and Community Services	4,064	1,361	-2,703	6,285	70
-5,957	Capital Variation	-5,805	0	5,805	-52,416	0
905	Capitalised Interest	905	175	-730	4,699	0
44,588	Total P&C Capital Spending	43,473	31,206	-12,267	535,133	-22,573

The schemes with significant variances (>£250k) either due to changes in phasing or changes in overall scheme costs can be found below:

Waterbeach Primary

Revised Budget for 2021/22 £'000	Outturn (Close) £'000	Outturn Variance (Close) £'000	Variance Last Month (Feb 22) £'000	Movement £'000	Breakdown of Variance: Underspend/ Overspend £'000	Breakdown of Variance: Reprogramming / Slippage £'000
341	110	-231	-291	60	-121	-110

Slippage of £110k due to the completion of S278 highways works and reinstatement of playing fields being scheduled for next financial year. Overall underspend on project of £181k.

Northstowe Secondary

Revised Budget for 2021/22 £'000	Outturn (Close) £'000	Outturn Variance (Close) £'000	Variance Last Month (Feb 22) £'000	Movement £'000	Breakdown of Variance: Underspend/ Overspend £'000	Breakdown of Variance: Reprogramming / Slippage £'000
537	114	-423	-287	0	0	-423

Slippage following further review and decision that the build element including the 6th Form provision is no longer required until 2024.

Alconbury Secondary & Special

Revised Budget for 2021/22 £'000	Outturn (Close) £'000	Outturn Variance (Close) £'000	Variance Last Month (Feb 22) £'000	Movement £'000	Breakdown of Variance: Underspend/ Overspend £'000	Breakdown of Variance: Reprogramming / Slippage £'000
1,545	1,891	346	-45	391	0	391

Slippage due to fees for design being further progressed than originally anticipated due to early enabling works.

New secondary capacity to serve Wisbech

Revised Budget for 2021/22 £'000	Outturn (Close) £'000	Outturn Variance (Close) £'000	Variance Last Month (Feb 22) £'000	Movement £'000	Breakdown of Variance: Underspend/ Overspend £'000	Breakdown of Variance: Reprogramming / Slippage £'000
1,984	789	-1,185	-1,384	199	0	-1,185

Slippage in the project after significant delays in the announcement by the Department for Education (DfE) of the outcome of Wave 14 free school applications. The secondary school approved in wave 14 will now be grant funded by the DfE through its Free Schools programme.

This project will now focus solely on the provision of a replacement Social, Emotional and Mental Health (SEMH) school which is currently operating from unsuitable leased accommodation in Wisbech.

LA Early Years Provision

Revised Budget for 2021/22 £'000	Outturn (Close) £'000	Outturn Variance (Close) £'000	Variance Last Month (Feb 22) £'000	Movement £'000	Breakdown of Variance: Underspend/ Overspend £'000	Breakdown of Variance: Reprogramming / Slippage £'000
1,365	8	-1,357	-1,265	-92	-300	-1,057

Slippage of £1,057 as a number of schemes have been delayed with works now expected in 2022/23. In total, a £300k underspend is expected, which offsets the additional funding request for conversion of the former Melbourn caretaker's accommodation for early years provision.

Meldreth Caretaker House

Revised Budget for 2021/22 £'000	Outturn (Close) £'000	Outturn Variance (Close) £'000	Variance Last Month (Feb 22) £'000	Movement £'000	Breakdown of Variance: Underspend/ Overspend £'000	Breakdown of Variance: Reprogramming / Slippage £'000
15	4	-11	165	-176	0	-176

Slippage as there was a delay to the anticipated start on site from January. The project is currently out to tender with an expected completion date of September 2022.

Condition, Suitability & Maintenance

Revised Budget for 2021/22 £'000	Outturn (Close) £'000	Outturn Variance (Close) £'000	Variance Last Month (Feb 22) £'000	Movement £'000	Breakdown of Variance: Underspend/ Overspend £'000	Breakdown of Variance: Reprogramming / Slippage £'000
5,947	3,083	-2,864	-2,313	-2,313	-853	-2,011

Slippage is due to a number of factors including the team not having capacity to advance schemes at a faster pace, material lead times, return tender rate from contractors being slow and delays in the completion of school condition surveys because of Covid. The forward plan of works relies on this survey data. The £2,011k slippage is DfE grant funding and will be carried forward into 2022/23 to address the maintenance and condition issues identified through the surveys.

Spring Common

Revised Budget for 2021/22 £'000	Outturn (Close) £'000	Outturn Variance (Close) £'000	Variance Last Month (Feb 22) £'000	Movement £'000	Breakdown of Variance: Underspend/ Overspend £'000	Breakdown of Variance: Reprogramming / Slippage £'000
1,495	1,218	-277	-75	-202	0	-277

Final account statement agreed and subsequently issued on the 8th November 2021. Savings have been realised against the cost allowances for items included in the risk register not being fully required to deliver the project.

Samuel Pepys

Revised Budget for 2021/22 £'000	Outturn (Close) £'000	Outturn Variance (Close) £'000	Variance Last Month (Feb 22) £'000	Movement £'000	Breakdown of Variance: Underspend/ Overspend £'000	Breakdown of Variance: Reprogramming / Slippage £'000
1,350	235	-1,115	-1,100	-15	0	-1,100

Slippage on the scheme during 2021/22 due to delays in being able to progress the planned purchase of a neighbouring site. That land acquisition has not happened this financial year.

Temporary Accommodation

Revised Budget for 2021/22 £'000	Outturn (Close) £'000	Outturn Variance (Close) £'000	Variance Last Month (Feb 22) £'000	Movement £'000	Breakdown of Variance: Underspend/ Overspend £'000	Breakdown of Variance: Reprogramming / Slippage £'000
1,000	603	-397	-350	-47	-397	0

There has been a significant reduction in the number of new temporary solutions required across the county, realising a £350k underspend in 2021/22.

Disabled Facility Grant

Revised Budget for 2021/22 £'000	Outturn (Close) £'000	Outturn Variance (Close) £'000	Variance Last Month (Feb 22) £'000	Movement £'000	Breakdown of Variance: Underspend/ Overspend £'000	Breakdown of Variance: Reprogramming / Slippage £'000
4,699	5,070	371	266	105	371	0

£371k overspend due to higher than anticipated expenditure in 2021/22, however this will be funded by specific additional Disabled Facility Grant (DFG).

Integrated Community Equipment Service

Revised Budget for 2021/22 £'000	Outturn (Close) £'000	Outturn Variance (Close) £'000	Variance Last Month (Feb 22) £'000	Movement £'000	Breakdown of Variance: Underspend/ Overspend £'000	Breakdown of Variance: Reprogramming / Slippage £'000
400	0	-400	-400	0	-400	0

A decision has been made not to capitalise £400k of eligible equipment spend.

Care Suites East Cambridgeshire

Revised Budget for 2021/22 £'000	Outturn (Close) £'000	Outturn Variance (Close) £'000	Variance Last Month (Feb 22) £'000	Movement £'000	Breakdown of Variance: Underspend/ Overspend £'000	Breakdown of Variance: Reprogramming / Slippage £'000
5,620	97	-5,523	-5,457	-66	0	-5,457

Slippage of £5,457k. The planning stages of the project involving the NHS and confirming the overall scope has continued to delay the commencement of the project.

Community Fund

Revised Budget for 2021/22 £'000	Outturn (Close) £'000	Outturn Variance (Close) £'000	Variance Last Month (Feb 22) £'000	Movement £'000	Breakdown of Variance: Underspend/ Overspend £'000	Breakdown of Variance: Reprogramming / Slippage £'000
3,194	765	-2,429	-1,510	-919	70	-2,499

The Community Fund has been fully committed in 2021/22, however as the approved schemes are at differing stages, this has resulted in slippage of £2,499k. The slippage will need to be carried forward into 2022/23 for those projects with longer construction/implementation timescales. Additional spend of £70k has been approved for one of the projects and will be funded by a specific section 106 contribution.

Libraries - Open access & touchdown facilities

Revised Budget for 2021/22 £'000	Outturn (Close) £'000	Outturn Variance (Close) £'000	Variance Last Month (Feb 22) £'000	Movement £'000	Breakdown of Variance: Underspend/ Overspend £'000	Breakdown of Variance: Reprogramming / Slippage £'000
355	41	-314	0	-314	0	-314

Project Work delayed due to Covid 19 restrictions and inability to use library space until restrictions eased, as well as delays in sourcing contractors for building works. Significant spend due in early part of 2022/23.

Other changes across all schemes (<250k)

Revised Budget for 2021/22 £'000	Outturn (Close) £'000	Outturn Variance (Close) £'000	Variance Last Month (Feb 22) £'000	Movement £'000	Breakdown of Variance: Underspend/ Overspend £'000	Breakdown of Variance: Reprogramming / Slippage £'000
		-1,575	-1,186	-389	-420	-1,155

Other changes below £250k make up the remainder of the scheme variance

P&C Capital Variation

The Capital Programme Board recommended that services include a variations budget to account for likely slippage in the capital programme, as it is sometimes difficult to allocate this to individual schemes in advance. The allocation for P&C's negative budget has been revised and calculated using the revised budget for 2021/22 as below. Slippage and underspends in 2021/22 resulted in the capital variations budget being fully utilised.

/Service	Capital Programme Variations Budget £000	Outturn Variance (Close) £000	Capital Programme Variations Budget Used £000	Capital Programme Variations Budget Used %	Revised Outturn Variance (Close) £000
P&C	-5,805	5,805	5,805	100%	0
Total Spending	-5,805	5,805	5,805	100%	0

4.2 Capital Funding

Original 2021/22 Funding Allocation as per BP £'000	Source of Funding	Revised Funding for 2021/22 £'000	Spend - Outturn (Close) £'000	Funding Outturn Variance (Close) £'000
0	Basic Need	976	663	-313
3,113	Capital maintenance	6,060	4,049	-2,011
813	Devolved Formula Capital	2,036	834	-1,205
0	Schools Capital	0	1,114	1,135
5,699	Adult specific Grants	4,699	5,070	371
16,409	S106 contributions	16,409	11,690	-4,719
0	Other Specific Grants	2,709	10	-2,699
0	Other Revenue Contributions	0	1,297	1,297
0	Capital Receipts	0	0	0
21,175	Prudential Borrowing	13,205	9,100	-4,105
-2,621	Prudential Borrowing (Repayable)	-2,621	-2,621	0
44,588	Total Funding	43,473	31,206	-12,246

Appendix 5a – People and Communities Savings Tracker 2021/22

Savings Tracker 2021-22																																									
Quarter 4																																									
<table border="1" style="float: right;"> <tr> <td>Planned Savings 2021-22 £000</td> <td colspan="13">Forecast Savings 2021-22 £000</td> </tr> <tr> <td style="background-color: #ffff00;">-7,837</td> <td style="background-color: #add8e6;">-1,122</td> <td style="background-color: #add8e6;">-809</td> <td style="background-color: #add8e6;">-647</td> <td style="background-color: #add8e6;">-647</td> <td style="background-color: #add8e6;">-5,208</td> <td style="background-color: #add8e6;">2,629</td> <td colspan="7"></td> </tr> </table>														Planned Savings 2021-22 £000	Forecast Savings 2021-22 £000													-7,837	-1,122	-809	-647	-647	-5,208	2,629							
Planned Savings 2021-22 £000	Forecast Savings 2021-22 £000																																								
-7,837	-1,122	-809	-647	-647	-5,208	2,629																																			
Display?	RAG	Reference	Title	Description	Service	Committee	Original Saving 21-22	Current Forecast Phasing - Q1	Current Forecast Phasing - Q2	Current Forecast Phasing - Q3	Current Forecast Phasing - Q4	Forecast Saving 21-22	Variance from Plan £000	Direction of travel	Forecast Commentary																										
Y	Green	A/R.6.114	Learning Disabilities Commissioning	A programme of work commenced in Learning Disability Services in 2016/17 to ensure service-users had the appropriate level of care; some additional work remains, particularly focussing on high cost placements outside of Cambridgeshire and commissioning approaches, as well as the remaining part-year impact of savings made part-way through 2019/20.	P&C	Adults	-250	0	-62	-62	-126	-250	0	↔	Outcomes based commissioning saving delayed due to competing priorities for Commissioning during the pandemic. The delay is mitigated by the identification of out of county placements that should be 100% health funded.																										
Y	Amber	A/R.6.176	Adults Positive Challenge Programme demand management	New Saving 21/22 £100k Carry-forward saving 20/21 £2,239k Through the Adults Positive Challenge Programme, the County Council has set out to design a new service model for Adult Social Care, which will continue to improve outcomes whilst also being economically sustainable in the face of the huge pressure on the sector. This is the second year of saving through demand management, building on work undertaken through 2019/20, focussing on promoting independence and changing the conversation with staff and service-users to enable people to stay independent for longer. The programme also has a focus of working collaboratively with partner organisations in 2020/21. In later years, the effect of the Preparing for Adulthood workstream will continue to have an effect by reducing the level of demand on services from young people transitioning into adulthood.	P&C	Adults	-2,339					-1,983	356	↔	In year saving on track. Brought forward demand management saving continues to be impacted by the pandemic, particularly in the Reablement workstream with the service continuing to support the NHS.																										
Y	Green	A/R.6.179	Mental Health Commissioning	A retender of supported living contracts gives an opportunity to increase capacity and prevent escalation to higher cost services, over several years. In addition, a number of contract changes have taken place in 2019/20 that have enabled a saving to be taken.	P&C	Adults	-24	-6	-6	-6	-6	-24	0	↔	Achieved																										
Y	Green	A/R.6.185	Additional block beds - inflation saving	Through commissioning additional block beds, referred to in A/R.5.005, we can reduce the amount of inflation funding needed for residential and nursing care. Block contracts have set uplifts each year, rather than seeing inflationary increases each time new spot places are commissioned.	P&C	Adults	-606	-152	-151	-152	-151	-606	0	↔	On track																										

Savings Tracker 2021-22

Quarter 4

Planned Savings 2021-22 £000	Forecast Savings 2021-22 £000					
-4,618	-964	-590	-427	-364	-2,345	2,273

RAG	Reference	Title	Description	Service	Committee	Original Saving 21-22	Current Forecast Phasing - Q1	Current Forecast Phasing - Q2	Current Forecast Phasing - Q3	Current Forecast Phasing - Q4	Forecast Saving 21-22	Variance from Plan £000	Direction of travel	Forecast Commentary
Amber	A/R.6.186	Adult Social Care Transport	Savings can be made in transport costs through a project to review commissioning arrangements, best value, route optimisation and demand management opportunities. This may require transformation funded resource to achieve fully.	P&C	Adults	-250	0	0	-15	-15	-30	220	↓	Potential savings have been identified through route optimisation. It is still expected that savings can be achieved, but the majority will be delayed until 22/23 because of the complexity of ensuring the route optimisation identified meets service users' needs. The level of savings that can be delivered through retendering is likely to be adversely impacted by the increase in fuel prices.
Green	A/R.6.187	Additional vacancy factor	Whilst effort is made to ensure all critical posts are filled within People and Communities, slippage in staffing spend always occurs. For many years, a vacancy factor has existed in P&C budgets to account for this; following a review of the level of vacancy savings achieved in recent years we are able to increase that vacancy factor.	P&C	Adults	-150	-40	-40	-40	-30	-150	0	↔	Achieved
Black	A/R.6.188	Micro-enterprises Support	Transformation funding has been agreed for new approach to supporting the care market, focussing on using micro-enterprises to enable a more local approach to domiciliary care and personal assistants. As well as benefits to an increased local approach and competition, this work should result in a lower cost of care overall.	P&C	Adults	-30	0	0	0	0	0	30	↔	Delivery of the saving has been delayed by the pandemic and is now being taken forward as part of the Care Together programme.
Green	A/R.6.210	Unaccompanied Asylum Seeking Young People: Support Costs	During 2020/21, the Government increased the weekly amount it provides to local authorities to support unaccompanied asylum seeking young people. This means that the grant now covers more of the costs of meeting the accommodation and support needs of unaccompanied asylum seeking young people and care leavers. Accordingly, it is possible to make a saving in the contribution to these costs that the Council has historically made from core budgets of £300K per annum. Also the service has worked to ensure that placement costs are kept a minimum, without compromising quality, and that young people move from their 'care' placement promptly at age 18 to appropriately supported housing provision.	P&C	C&YP	-300	-75	-75	-75	-75	-300	0	↔	Achieved

Savings Tracker 2021-22

Quarter 4

Planned Savings 2021-22 £000	Forecast Savings 2021-22 £000
-3,888	-849
	-475
	-297
	-244
	-1,865
	2,023

RAG	Reference	Title	Description	Service	Committee	Original Saving 21-22	Current Forecast Phasing - Q1	Current Forecast Phasing - Q2	Current Forecast Phasing - Q3	Current Forecast Phasing - Q4	Forecast Saving 21-22	Variance from Plan £000	Direction of travel	Forecast Commentary
Green	A/R.6.211	Adoption and Special Guardianship Order Allowances	A reduction in the number of children coming into care, due to implementation of the Family Safeguarding model and less active care proceedings, means that there are fewer children progressing to adoption or to permanent arrangements with relatives under Special Guardianship Orders. This in turn means that there are fewer carers who require and/or are entitled to receiving financial support in the form of adoption and Special Guardianship Order allowances.	P&C	C&YP	-500	-125	-125	-125	-125	-500	0	↔	On track
Green	A/R.6.212	Clinical Services; Children and young people	Changes to the clinical offer will include a reduction in clinical staff input in the Family Safeguarding Service (previously social work Units) due to changes resulting from the implementation of the Family Safeguarding model, including the introduction of non-case holding Team Managers and Adult practitioners. Additional investment is to be made in developing a shared clinical service for Cambridgeshire and Peterborough for corporate parenting, however a residual saving of £250k can be released. In 2022-23 this will be re-invested in the Family Group Conferencing Service (see proposal A/R.5.008)	P&C	C&YP	-250	-62	-62	-62	-64	-250	0	↔	Achieved
Black	A/R.6.255	Children in Care - Placement composition and reduction in numbers	Through a mixture of continued recruitment of our own foster carers (thus reducing our use of Independent Foster Agencies) and a reduction in overall numbers of children in care, overall costs of looking after children and young people can be reduced in 2021/22.	P&C	C&YP	-246	0	0	0	0	0	246	↔	Due to increasing pressure around placement mix and complexity of need, we do not anticipate meeting this saving target. It is expected that underspends within Childrens Social Care will offset the unachieved savings.
Black	A/R.6.266	Children in Care Stretch Target - Demand Management	Please see A/R.6.255 above.	P&C	C&YP	-1,000	0	0	0	0	0	1,000	↔	Due to increasing pressure around changes in placement mix and complexity of need, we do not anticipate meeting this saving target. It is expected that underspends within Childrens Social Care will offset the unachieved savings.

Savings Tracker 2021-22

Quarter 4

Planned Savings 2021-22 £000	Forecast Savings 2021-22 £000					
-1,892	-662	-288	-110	-55	-1,115	777

RAG	Reference	Title	Description	Service	Committee	Original Saving 21-22	Current Forecast Phasing - Q1	Current Forecast Phasing - Q2	Current Forecast Phasing - Q3	Current Forecast Phasing - Q4	Forecast Saving 21-22	Variance from Plan £000	Direction of travel	Forecast Commentary
Green	A/R.6.267	Children's Disability: Reduce overprescribing	The Children's Disability 0-25 service has been restructured into teams (from units) to align with the structure in the rest of children's social care. This has released a £50k saving on staffing budgets. In future years, ways to reduce expenditure on providing services to children will be explored in order to bring our costs down to a level closer to that of our statistical neighbours.	P&C	C&YP	-50	-50				-50	0	↔	Achieved
Green	A/R.6.268	Transport - Children in Care	The impact of ongoing process improvements in the commissioning of transport for children in care.	P&C	C&YP	-300	-300	0	0	0	-300	0	↔	Savings taken at budget build so considered achieved. Additional pressures coming through to the service which are being addressed in FMR.
Amber	A/R.6.269	Communities and Partnership Review	A review of services within C&P where efficiencies, or increased income, can be found.	P&C	C&P	-200	-25	-25	-25	-25	-100	100	↓	Under Review
Amber	A/R.7.105	Income from utilisation of vacant block care provision by self-funders	Carry-forward saving - incomplete in 20/21. We currently have some vacancies in block purchased provision in care homes. Income can be generated to offset the vacancy cost by allowing people who pay for their own care to use these beds	P&C	Adults	-150	-37	-13	-10	0	-60	90	↔	Annual in-year savings target of £150k not fully achieved.

Savings Tracker 2021-22

Quarter 4

Planned Savings 2021-22 £000	Forecast Savings 2021-22 £000
------------------------------	-------------------------------

-1,192	-250	-250	-75	-30	-605	587
--------	------	------	-----	-----	------	-----

RAG	Reference	Title	Description	Service	Committee	Original Saving 21-22	Current Forecast Phasing - Q1	Current Forecast Phasing - Q2	Current Forecast Phasing - Q3	Current Forecast Phasing - Q4	Forecast Saving 21-22	Variance from Plan £000	Direction of travel	Forecast Commentary
Red	A/R.7.106	Client Contributions Policy Change	<p>Carry-forward saving - incomplete in 20/21</p> <p>In January 2020, Adults Committee agreed a set of changes to the charging policy for adult social care service-user contributions. We expect this to generate new income of around £1.4m in 2020/21, and are modelling the full-year impact into 2021/22.</p>	P&C	Adults	-1,192	-250	-250	-75	-30	-605	587	↔	Ongoing difficulties in recruitment have continued to delay the reassessments project. The shortfall in savings delivery is fully mitigated in the forecast by increases in client contributions not directly linked with reassessments.

Key to RAG ratings:

Total saving	Over £500k	100-500k	Below 100k
Black	100% non-achieving	100% non-achieving	100% non-achieving
Red	% variance more than 19%	-	-
Amber	Underachieving by 14% to 19%	% variance more than 19%	% variance more than 19%
Green	% variance less than 14%	% variance less than 19%	% variance less than 19%
Blue	Over-achieving	Over-achieving	Over-achieving

Appendix 5b – Public Health Savings Tracker 2021/22

Savings Tracker 2021-22

Quarter 4

Planned Savings 2021-22 £000	Forecast Savings 2021-22 £000				
-80	-20	-20	-20	-20	-80
					0

RAG	Reference	Title	Description	Service	Committee	Original Saving 21-22	Current Forecast Phasing - Q1	Current Forecast Phasing - Q2	Current Forecast Phasing - Q3	Current Forecast Phasing - Q4	Forecast Saving 21-22	Variance from Plan £000	Direction of travel	Forecast Commentary
Green	E/R.6.033	Drug & Alcohol service - funding reduction built in to new service contract	This saving has been built into the contract for Adult Drug and Alcohol Treatment Services which was awarded to Change Grow Live (CGL) and implemented in October 2018. The savings are being achieved through a new service model with strengthened recovery services using cost effective peer support models to avoid readmission, different staffing models, and a mobile outreach service.	PH	Health	-63	-16	-16	-16	-16	-63	0	↔	
Green	E/R.6.043	Joint re-procurement of Integrated Lifestyle Services	Carry-forward saving - incomplete in 20/21 Delivery of this saving has been delayed due to Covid-19 Re-commissioning of the integrated lifestyle services as one service across Cambridgeshire and Peterborough. Peterborough City Council will delegate authority to Cambridgeshire County Council to commission, contract and performance manage the new provider.	PH	Health	-17	-4	-4	-4	-4	-17	0	↔	

Key to RAG ratings:

Total saving	Over £500k	100-500k	Below 100k
Black	100% non-achieving	100% non-achieving	100% non-achieving
Red	% variance more than 19%	-	-
Amber	Underachieving by 14% to 19%	% variance more than 19%	% variance more than 19%
Green	% variance less than 14%	% variance less than 19%	% variance less than 19%
Blue	Over-achieving	Over-achieving	Over-achieving

APPENDIX 6 – Technical Note

6.1.1 The table below outlines the additional P&C grant income, which is not built into base budgets.

Grant	Awarding Body	Amount £'000
Grants as per Business Plan		
Public Health	Department of Health and Social Care (DHSC)	270
Improved Better Care Fund	Ministry of Housing, Communities and Local Government (MHCLG)	14,725
Infection Control, Testing and Vaccine Funding	DHSC / UK Health Security Agency	11,265
Unaccompanied Asylum Seekers	Home Office	4,212
Workforce recruitment and retention for Adult Social Care	DHSC	2,905
Adult Skills Grant	Education & Skills Funding Agency	2,639
Troubled Families	MHCLG	1,081
Opportunity Area	Department for Education (DfE)	655
Youth Offending Good Practice Grant	Youth Justice Board	609
Adult Social Care Omicron Support Fund	DHSC	486
Social Care in Prisons Grant	MHCLG	356
Out of Hospital Models for People Experiencing Rough Sleeping	DCLG	332
Community Discharge Grant	NHS England	303
The British Library Board	British Library Board	235
Staying Put	DfE	210
Crime and Disorder Reduction Grant	Police & Crime Commissioner	205
The Library Presents	Arts Council	177
Personal Advisor Support to Care Leavers & Homelessness	DfE	139
Non-material grants (+/- £160k)	Various	296
Total Non-Baselined Grants 21/22		41,099
Financing DSG	Education & Skills Funding Agency	76,405
Total Grant Funding 21/22		117,504

The non-baselined grants are spread across the P&C directorates as follows:

Directorate	Grant Total £'000
Adults & Safeguarding	15,384
Commissioning	14,988
Children & Safeguarding	5,811
Education	868
Community & Safety	736
Communities and Partnerships	3,311
TOTAL	41,099

6.1.2 The table below outlines the additional Public Health grant income, which is not built into base budgets.

Grant	Awarding Body	Amount £'000
Grants as per Business Plan		
Public Health	Department of Health and Social Care (DHSC)	26,786
Test and trace Service support Grant	UK Health Security Agency	1,064
Rough Sleeping Drug and Alcohol Treatment	Department for Levelling Up, Housing and Communities / DHSC	404
Contain Outbreak Management Fund	DHSC	9,678
Lateral Flow Testing Grant	DHSC	2,409
Enduring Transmission	UK Health Security Agency	791
Substance Misuse for Crime and Disorder Reduction Grant	DHSC / Home Office	94
Total Non-Baselined Grants 21/22		41,226
Total Grant Funding 21/22		41,226

The non-baselined grants are spread across the Public Health directorates as follows:

Directorate	Grant Total £'000
Public Health	40,728
Drugs & Alcohol	498
TOTAL	41,226

6.2.1 Virements and Budget Reconciliation (P&C)

(Virements between P&C and other service blocks)

	Eff. Period	£'000	Notes
Budget as per Business Plan		302,530	
Multiple Directorates (across A&S, Comm and C&S)	Apr	-177	Recruitment transfer to HR
Multiple Directorates (all)	Apr	-164	Permanent element of 2021-26 BP mileage saving C/R.6.104
Multiple Directorates (all)	May	-93	Centralisation of postage budget
Redundancy & Teachers Pensions	May	846	Redundancy, Pensions CS budget move to P&C
ICT Service (Education)	May	-200	ICT Service (Education) - moved from C&I
Fostering & Supervised Contact Services	June	-21	Comms staff transfer
Across Strategic Management - Adults and Coroners	June	-2,411	Budget re-baselining
Multiple Directorates (all)	July	-234	2021/22 Q1 Mileage Savings
P&C Executive Director	Aug	-7	Allocating temporary PPE Budget to Property
Children's Disability Service	Oct	-93	Transferring three Property budgets from P&C to Corporate services
Multiple Directorates (all)	Oct	-205	2021/22 Q2 Mileage Savings
Multiple Directorates (all)	Jan	-200	2021/22 Q3 Mileage Savings
Domestic Abuse and Sexual Violence Service	Mar	1,140	Domestic Abuse Act Statutory Duty Funding 21/22 income budget to Corporate Grants (un-ringfenced grant)
Multiple Directorates (all)	Mar	512	Insurance virements 21/22
Multiple Directorates (all)	Mar	-227	2021/22 Q4 Mileage Savings
Multiple Directorates (all)	Mar	1,554	Funding for 2021/22 Pay Award - 1.75% for Local Government Services Employees
Multiple Directorates (all)	Mar	-27	Adjust PH income budget to match revised MoU
Budget 21/22		302,523	

6.2.2 Virements and Budget Reconciliation (Public Health)

(Virements between Public Health and other service blocks)

	Eff. Period	£'000	Notes
Budget as per Business Plan		0	
Budget 21/22			

6.3 P&C Earmarked Reserve Schedule

Budget Heading	Opening Balance 2021/22 £'000	Movements 2021/22 £'000	Year End Balance £'000	Reserve Description
Principal Social Worker, Practice and Safeguarding	114	-1	114	Funding for a support team for care homes during the Covid period and aftermath. The costs of this team have now been built into the Business Plan on an ongoing basis once the reserve funding has been utilised.
Shorter Term Support and Maximising Independence	0	1	1	Miscellaneous balance to be cleared to revenue in 2022/23
Strategic Management - Adults	5,526	5,796	11,322	Two significant reserve balances approved by Strategy & Resources Committee (or its predecessor General Purposes Committee) - £5.5m hospital discharge reserve, plus £4.7m relating to mitigating risks in adult social care through 2022/23 as the long term effects of the pandemic on budgets are fully determined.
Adoption	96	-46	50	Funding to cover CCC legacy adoption costs following transition to a Regional Adoption Agency.
Early Help District Delivery Service – North	127	-16	110	Historical project funding for youth projects from x4 Early Help North Districts. To be used 2022-24
Early Help District Delivery Service – South	109	-8	101	Historical project funding for youth projects from x3 Early Help South Districts. Usage to be reviewed in 2021/22 and to be used 2022-24
Strategic Management - Children & Safeguarding	200	90	290	Residual Social Care Grants
Youth Offending Service	137	-43	94	£94k funding to provide ongoing support to the SAFE Team
Commissioning Services	175	-175	0	Application of reserves to support occupational therapy contract costs
Mental Health Commissioning	17	-17	0	Mental Health Winter Pressures funding now fully utilised
Archives	234	0	234	Funds agreed for Employment Tribunal heard Jan 2022, outcome awaited. Remainder to be contributed to CCC overall saving target (approx. 185k).
Cambridgeshire Skills	670	1,027	1,697	Reserve to support required upgrades, development and as a mitigation against future changes in grant allocation
Coroners	375	0	375	Agreed reserve for anticipated high cost inquests
Cultural Services	1	0	1	Remainder of funds from the TLP formerly Arts Alive programme - to be transferred to revenue to purchase TLP equipment in 22/23

Budget Heading	Opening Balance 2021/22 £'000	Movements 2021/22 £'000	Year End Balance £'000	Reserve Description
Public Library Services	6	10	15	Engage funds
Registration & Citizenship Services	175	150	325	Smoothing reserve to allow for high number of ceremonies booked more than one year in advance, where costs will fall into future years, with less income also falling into future years as a result.
Strategic management - Communities and Partnerships	101	-101	0	Application of reserves to meet revenue costs
Trading Standards	361	36	396	Proceeds of Crime Reserve
Youth and Community Services	50	178	228	£35k reserve policy for future NCS redundancies & £15k for Social Mobility of CYP in East Cambs. Carry forward of unspent NCS grant, planned activities to take place in 22/23
0-19 Organisation & Planning	84	-15	69	Art Collection Restoration Fund. Providing cultural experiences for children and young people in Cambridgeshire
Cambridgeshire Music	0	170	170	Reserve to support required works to former School building to make suitable for service
Strategic Management - Education	0	65	65	Reserve to support identified redundancy and costs associated with an employment issue.
P&C Executive Director	90	-90	0	Transfer of historic earmarked reserve to Children & Safeguarding
Pools and Contingencies	207	32	239	Schools absence and contingency schemes
Schools Financing	99	-55	43	Residual school facing grants
Schools	2,459	120	2,578	Thomas Clarkson Building Schools for the Future PFI and Pilgrim Pathways carryforward
TOTAL EARMARKED RESERVES	11,412	7,106	18,518	

(+) positive figures represent surplus funds.

(-) negative figures represent deficit funds.

6.4 Public Health Earmarked Reserve Schedule

Budget Heading	Opening Balance 2021/22 £'000	Movements 2021/22 £'000	Year End Balance £'000	Reserve Description
Children's PH	319	-123	196	Including Better Start in Life To be focused on work to reduce smoking during pregnancy
Stop Smoking Service	128	0	128	
Emergency Planning	9	0	9	
Healthy Fenland Fund	98	0	98	Project extended to 2023 Joint project with the NHS, £78k committed in new Healthy Lifestyle contract
Falls Prevention Fund	188	0	188	
Enhanced Falls Prevention	804	0	804	Anticipated spend over 3 years to 2024/25
NHS Healthchecks Programme	270	137	407	Funding to increase the number of health checks that can be undertaken in 2022-23 to catch up with some of the missed checks during the pandemic.
Cambs PH Integration Strategy	140	-140	0	No longer required as work is complete
Covid Recovery Survey	0	368	368	Annual survey for 3 years to assess long term covid impact
Support to families of children who self-harm	0	102	102	Anticipated spend over 2 years to 2023/24
Gypsy Roma and Travelers Education Liaison officer	0	48	48	Anticipated spend over 2 years to 2023/24
Psychosexual counselling service	0	69	69	Anticipated spend over 2 years to 2023/24
Primary Care LARC training programme	0	60	60	Long-Acting Reversible Contraception (LARC) training programme for GPs and Practice Nurses
Tier 3 Weight Management Services post covid	0	1,465	1,465	To increase capacity of weight management services over 3 years
Smoking in pregnancy	0	220	220	To fund work to decrease smoking in pregnancy
Public Mental Health Manager	0	105	105	Anticipated spend over 2 years to 2023/24
Effects of planning policy on health inequalities	0	170	170	Anticipated spend in 2022/23
Strategic Health Improvement Manager	0	165	165	Anticipated spend over 2 years to 2023/24
Public Health Manager – Learning Disability	0	105	105	Anticipated spend over 2 years to 2023/24
Training for Health Impact Assessments	0	45	45	Agreed as part of 2022/23 Business Plan
Health related spend elsewhere in the Council	0	1,000	1,000	Agreed as part of 2022/23 Business Plan to be spent over 3 years to 2024/25
Public Health – Grant	2,668	83	2,751	Uncommitted PH reserves
TOTAL EARMARKED RESERVES	4,624	3,879	8,503	

(+) positive figures represent surplus funds.

(-) negative figures represent deficit funds.