

Service: Adults, Health and Commissioning and Public Health

Subject: Finance Monitoring Report – August 2023/24

Date: 14<sup>th</sup> September 2023

## Contents

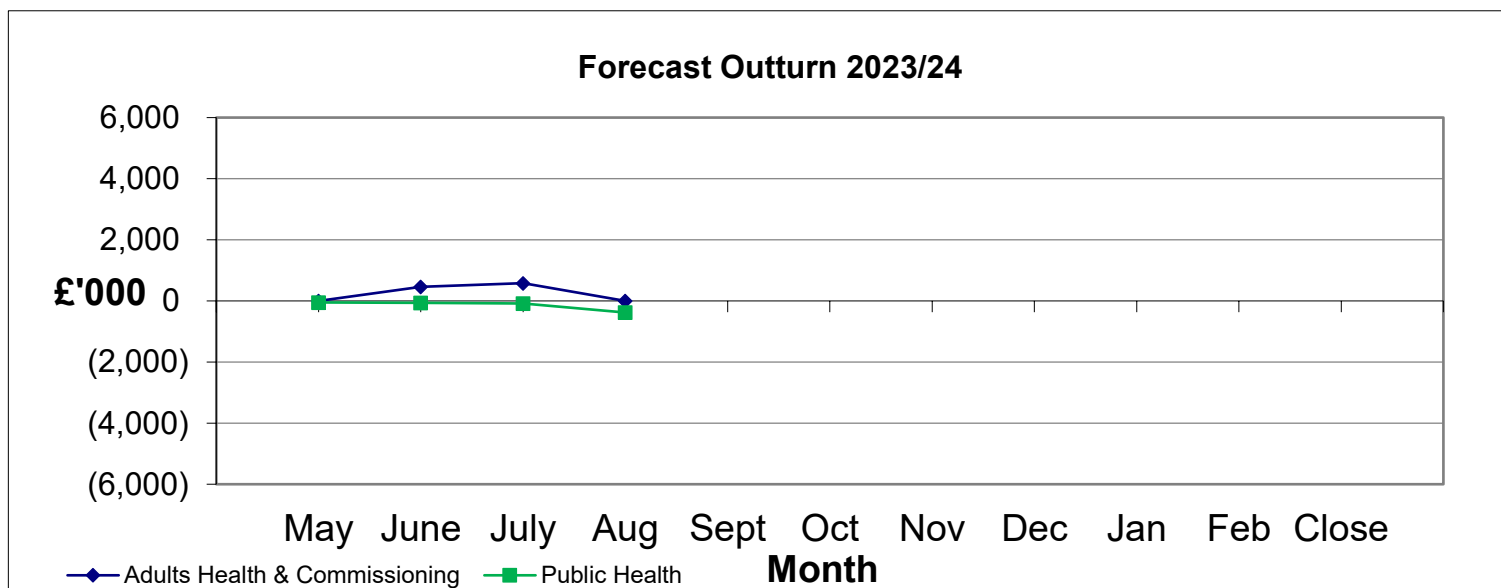
Section	Item	Description
1	Revenue Executive Summary	High level summary of information and narrative on key issues in revenue financial position
2	Capital Executive Summary	Summary of the position of the Capital programme within Adults, Health and Commissioning and Public Health
3	Savings Tracker Summary	Summary of the latest position on delivery of savings
4	Technical Note	Explanation of technical items that are included in some reports
5	Key Activity Data	Performance information linking to financial position of main demand-led services
Appx 1a	Service Level Financial Information	Detailed financial tables for Adults, Health and Commissioning main budget headings
Appx 1b	Service Level Financial Information	Detailed financial tables for Public Health main budget headings
Appx 2	Service Commentaries	Detailed notes on revenue financial position of services that have a significant variance against budget
Appx 3	Capital Appendix	This contains more detailed information about the capital programme, including funding sources and variances from planned spend.
Appx 4	Savings Tracker	Each quarter, the Council's savings tracker is produced to give an update of the position of savings agreed in the Business Plan.
Appx 5	Technical Appendix	This contains technical financial information showing: Earmarked reserves Grant income received Budget virements

# 1. Revenue Executive Summary

## 1.1 Overall Position

At the end of August 2023, Adults, Health and Commissioning is projected to deliver a balanced budget. However, this masks significant underlying pressures of £2.5m. These are being offset by grant funding in 2023/24, but much of this is one off and so pressures will be carried forward into future years. Public Health is projected to be £380k underspent.

## 1.2 Summary of Revenue position by Directorate



### 1.2.1 Adults, Health and Commissioning

Forecast Outturn Variance (Previous) £000	Directorate	Gross Budget £000	Income Budget £000	Net Budget £000	Actual £000	Forecast Outturn Variance £000	Forecast Outturn Variance %
1,667	Adults, Health and Commissioning	342,894	-129,193	213,701	93,863	2,517	0.7%
<b>1,667</b>	<b>Total Expenditure</b>	<b>342,894</b>	<b>-129,193</b>	<b>213,701</b>	<b>93,863</b>	<b>2,517</b>	<b>0.7%</b>
-1,086	Mitigations	0	0	0	0	-2,517	
<b>581</b>	<b>Total</b>	<b>342,894</b>	<b>-129,193</b>	<b>213,701</b>	<b>93,863</b>	<b>0</b>	<b>0.0%</b>

## 1.2.2 Public Health

Forecast Outturn Variance (Previous)  £000	Directorate	Gross Budget  £000	Income Budget  £000	Net Budget  £000	Actual  £000	Forecast Outturn Variance  £000	Forecast Outturn Variance  %
0	Public Health - Children	14,631	-4,150	10,481	2,516	0	0.0%
-85	Public Health	30,183	-37,436	-7,254	-10,153	-380	-1.3%
<b>-85</b>	<b>Total Expenditure</b>	<b>44,814</b>	<b>-41,587</b>	<b>3,227</b>	<b>-7,638</b>	<b>-380</b>	<b>-1%</b>
0	Drawdown from reserves	-3,227	0	-3,227	-674	0	0%
<b>-85</b>	<b>Total</b>	<b>41,587</b>	<b>-41,587</b>	<b>0</b>	<b>-8,312</b>	<b>-380</b>	<b>-1%</b>

## 1.3 Significant Issues

### 1.3.1 Adults, Health and Commissioning

The overall position for Adults, Health and Commissioning at the end of August 2023 is a forecast balanced budget. However, this masks significant underlying pressures of £2.5m on care and support costs. This is an ongoing volatile position with some high-cost packages which can change the forecast quickly. As a result, close attention is paid to changes in demand and costs as the year progresses and forecasts are adjusted accordingly. The current in-year pressures are mainly driven by adverse movements in the numbers of older adults supported in bed-based care. In the years immediately following the covid pandemic we had seen reduced numbers of placements into care settings, for Older Adults, compared to pre-pandemic levels. As such it has proven more challenging to use historical trends to forecast future demand and activity. These placements are now rising once more and exceeding forecast numbers built into our budget for 2023/24. Mitigations through the application of grants are in place for 2023/24, but much of this funding is one-off and will not be available in 2024/25. Therefore, the current increases in care placements will lead to continuing pressures in the years ahead as the full-year effect of current-year increases is seen.

Management actions continue to be undertaken to reduce the forecast overspend in year. Work has been undertaken to revisit the usage of grants across Adult Social Care services to identify where grants can be used to support care costs in line with the terms of the grants. This has resulted in £2.5m of grant funding being released to support the emerging pressures in care budgets. Whilst there remain funds within the adult's risk reserve, held to cover particular market pressures, any requests to access it are not being sought at this time.

Further actions involve a review of those people in receipt of services in areas where the overspend is reported, to ensure forecasts for the remainder of the year reflect planned activity. There is also a deep-dive review of domiciliary care, along with the use of bed-based care against the forecast budget, in particular for discharges from hospital to ensure the correct pathways are being maximised.

The legacy of Covid is still being felt, and impact on Adult Social Care is not fully understood, on demand for our broad range of services, as well as with capacity of providers to deliver our requirements and continue to provide support to markets. Adult Social Care continues to feel the consequences of paused work and backlog on teams, and of reviews and assessments, changing demographics projections and the demand for services. The care market also manages the impact with both resident population and staff recruitment and retention as a factor.

Whilst there has been significant investment into the care sector, primarily through Adult Social Care Market Sustainability and Improvement Fund which will help, the whole adult social care market remains extremely fragile to other factors that may impact on it. Care providers are continuing to report cost pressures related to both workforce issues and the current cost of living crisis. The position of the care market, particularly around specific types of provision and location, is making some placements more difficult to source, particularly at the more complex end of provision.

Hospital Discharge systems continue to be pressured to manage flows and demand on their services, with a subsequent focus on timely, safe and effective discharges into the correct pathways; although additional funding has been provided to both the Council and wider partners to help address these issues. The long-term legacy of the impact of the pandemic remains unclear and the implications this has on future demand for services, greater need for community support due to backlogs in elective surgery, and the availability of a skilled and experienced workforce and the wider health inequalities on our communities.

The budget for 2022/23 assumed an increased contribution from the NHS towards Learning Disability packages reflecting a shift in the percentage of packages that should be funded from Health budgets. For the current financial year we have made provision for this increased contribution, but the joint project between the ICB and CCC to review those packages required to agree a revised split of costs going forwards for the pool did not proceed as expected. The Council has now served notice to end the cost sharing arrangements of the pooled budget. There is a risk of short term financial pressures from this decoupling as we move to separate budgets for health and social care.

The adult social care debt position is continuing to worsen, with over £14.8m of debt over 90 days old at the end of July on the balance sheet (£14.5m at the end of June). However, actions being taken following a recent deep dive into some of the factors resulting in the levels of debt, along with additional resources to work on backlogs of financial assessments, are starting to see a positive impact on the current figures. The level of aged debt increasing has a knock-on impact of an increased bad debt provision and likelihood of write offs.

### 1.3.2 Significant Issues – Public Health

At the end of August 2023, the Public Health Directorate is forecasting an underspend of £380k (1.0%).

The Public Health Directorate is funded wholly by ringfenced grants, mainly the Public Health Grant. The work of the Directorate was severely impacted by the pandemic, as capacity was re-directed to outbreak management, testing, and infection control work. The Directorate has now returned to business as usual following the pandemic but there are ongoing issues that continue to impact on activity and spend:

- i) much of the Directorate's spend is contracts with, or payments to Primary Care (GP practices and community pharmacies) for specific work. Primary Care continues to be under pressure, and it may take some time for activity levels to return to pre pandemic levels; and
- ii) the unprecedented demand for Public Health staff across the country meant recruitment became very difficult through the pandemic resulting in underspends on staffing budgets. The position within the Public Health team has improved with recruitment becoming easier, but recruitment challenges continue to be reflected in our provider services which has affected their ability to deliver consistently.

Detailed financial information is contained in Appendix 1, with Appendix 2 providing a narrative from those services with a significant variance against budget.

## 2. Capital Executive Summary

<b>Scheme category</b>	<b>Scheme budget</b>	<b>Scheme forecast variance</b>	<b>Budget 2023-24</b>	<b>Actuals 2023-24</b>	<b>Forecast outturn variance 2023/24</b>
	<b>£000</b>	<b>£000</b>	<b>£000</b>	<b>£000</b>	<b>£000</b>
Adults, Health and Commissioning capital schemes	73,860	0	5,975	4,777	0

At the end of August 2023, the capital programme forecast underspend is zero. The level of slippage and underspend in 2023/24 is currently anticipated to be £0k and as such has not yet exceeded the Capital Variation Budget. A forecast outturn will not be reported unless this happens.

Further information on capital schemes is provided in Appendix 3 of the FMR.

## 3. Savings Tracker Summary

The savings trackers are produced quarterly to monitor delivery of savings against agreed plans. The first quarterly savings tracker for 2023/24 is included at Appendix 4.

## 4. Technical note

On a quarterly basis, a technical financial appendix is included as Appendix 5 of the FMR. This appendix covers:

- Grants that have been received by the service, and where these have been more or less than expected
- Budget movements (virements) into or out of the directorate from other services, to show why the budget might be different from that agreed by Full Council
- Service earmarked reserves – funds held for specific purposes that may be drawn down in-year or carried-forward – including use of funds and forecast draw-down.

The first quarterly technical note for 2023/24 is included within this FMR report.

## 5. Key Activity Data

In the following key activity data for Adults & Safeguarding, the information given in each column is as follows:

- Budgeted number of care services: this is the number of full-time equivalent (52 weeks) service users anticipated at budget setting
- Budgeted average unit cost: this is the planned unit cost per service user per week, given the budget available
- Actual care services and cost: these reflect current numbers of service users and average cost; they represent a real time snapshot of service-user information.

A consistent format is used to aid understanding, and where care types are not currently used in a particular service those lines are greyed out.

The direction of travel (DoT) compares the current month's figure with the previous month.

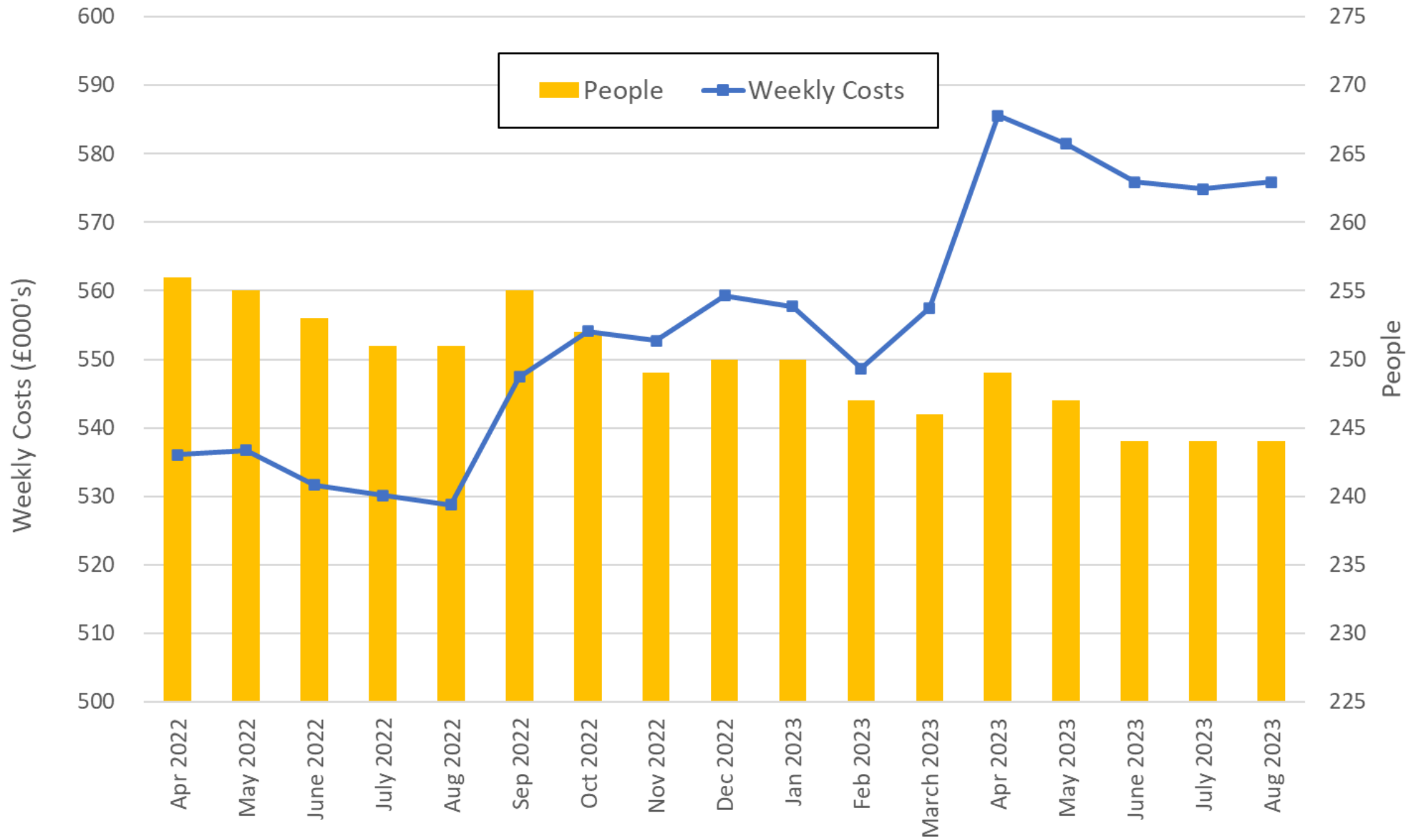
The activity data for a given service will not directly tie back to its outturn reported in Appendix 1. This is because the detailed variance includes other areas of spend, such as care services which have ended and staffing costs, as well as the activity data including some care costs that sit within Commissioning budgets.

5.1 Key activity data at the end of August 2023 for Learning Disability Partnership is shown below:

Learning Disability Partnership	BUDGET			ACTUAL (August 2023)				Outturn		
Service Type	Expected No. of Care Packages 2023/24	Budgeted Average Unit Cost (per week)	Annual Budget	Current Care Packages	DoT	Current Average Unit Cost (per week)	DoT	Total spend/ income	DoT	Variance
<b>Accommodation based</b>										
~Residential	245	£2,271	£28,942k	234 ↔		£2,289 ↑		£28,653k ↓		£289k
~Nursing	10	£4,568	£2,220k	9 ↓		£4,792 ↑		£2,271k ↓		£52k
~Respite	15	£840	£656k	18 ↔		£637 ↔		£585k ↓		£71k
<b>Accommodation based subtotal</b>	<b>270</b>	<b>£2,230</b>	<b>£31,818k</b>	<b>261</b>		<b>£2,217</b>		£31,510k		£308k
<b>Community based</b>										
~Supported Living	605	£1,522	£47,947k	595 ↑		£1,507 ↑		£46,488k ↓		£1,459k
~Homecare	350	£502	£9,160k	362 ↑		£510 ↑		£10,286k ↑		£1,126k
~Direct payments	386	£536	£10,781k	409 ↓		£541 ↑		£10,561k ↓		£220k
~Live In Care	3	£2,997	£388k	4 ↑		£2,705 ↑		£452k ↑		£64k
~Day Care	538	£203	£5,683k	642 ↓		£210 ↑		£5,435k ↓		£248k
~Other Care	269	£138	£1,937k	277 ↑		£114 ↑		£2,062k ↑		£124k
<b>Community based subtotal</b>	<b>2,151</b>	<b>£678</b>	<b>£75,896k</b>	<b>2,289</b>		<b>£646</b>		£75,283k		£613k
<b>Total for expenditure</b>	<b>2,421</b>	<b>£851</b>	<b>£107,713k</b>	<b>2,550</b>		<b>£807</b>		£106,793k ↓		£920k
Care Contributions			-£5,156k					-£5,210k ↑		£55k

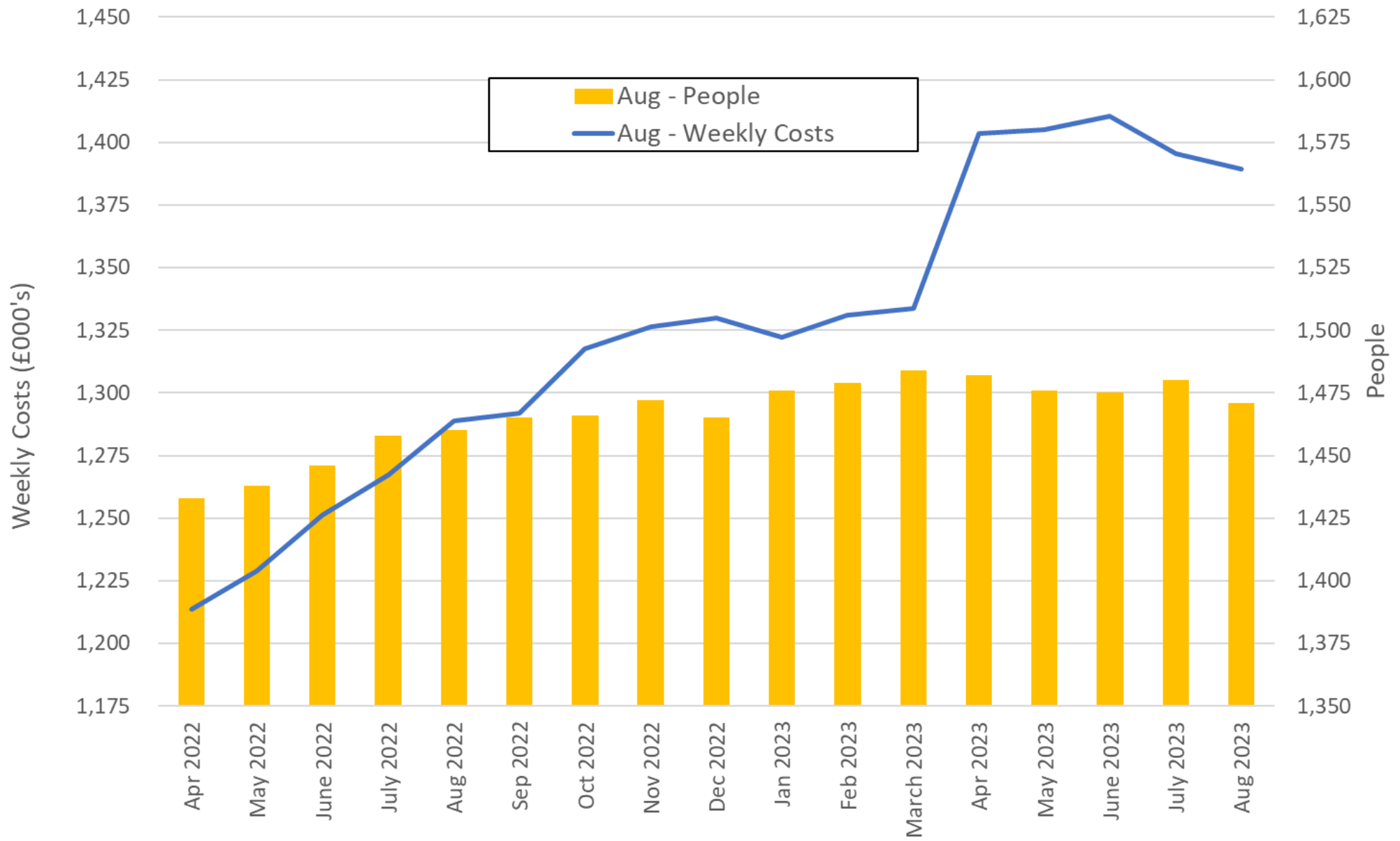
The LDP includes service-users that are fully funded by the NHS, who generally have very high needs and therefore costly care packages.

### LD Bed-Based Weekly Costs & People (Apr 22 - Aug 23)





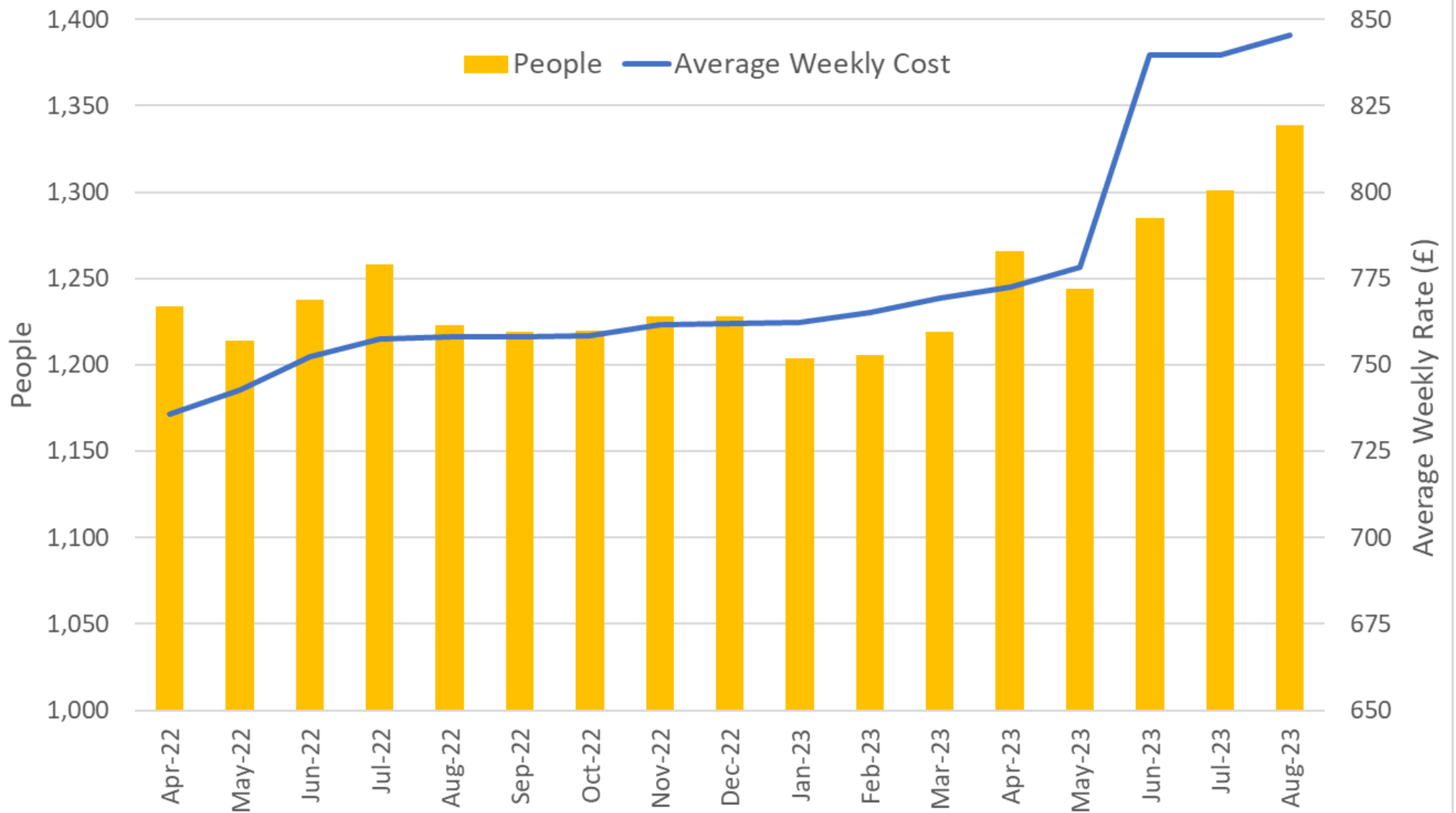
**LD Community Weekly Costs & People (Apr 22 - Aug 23)**



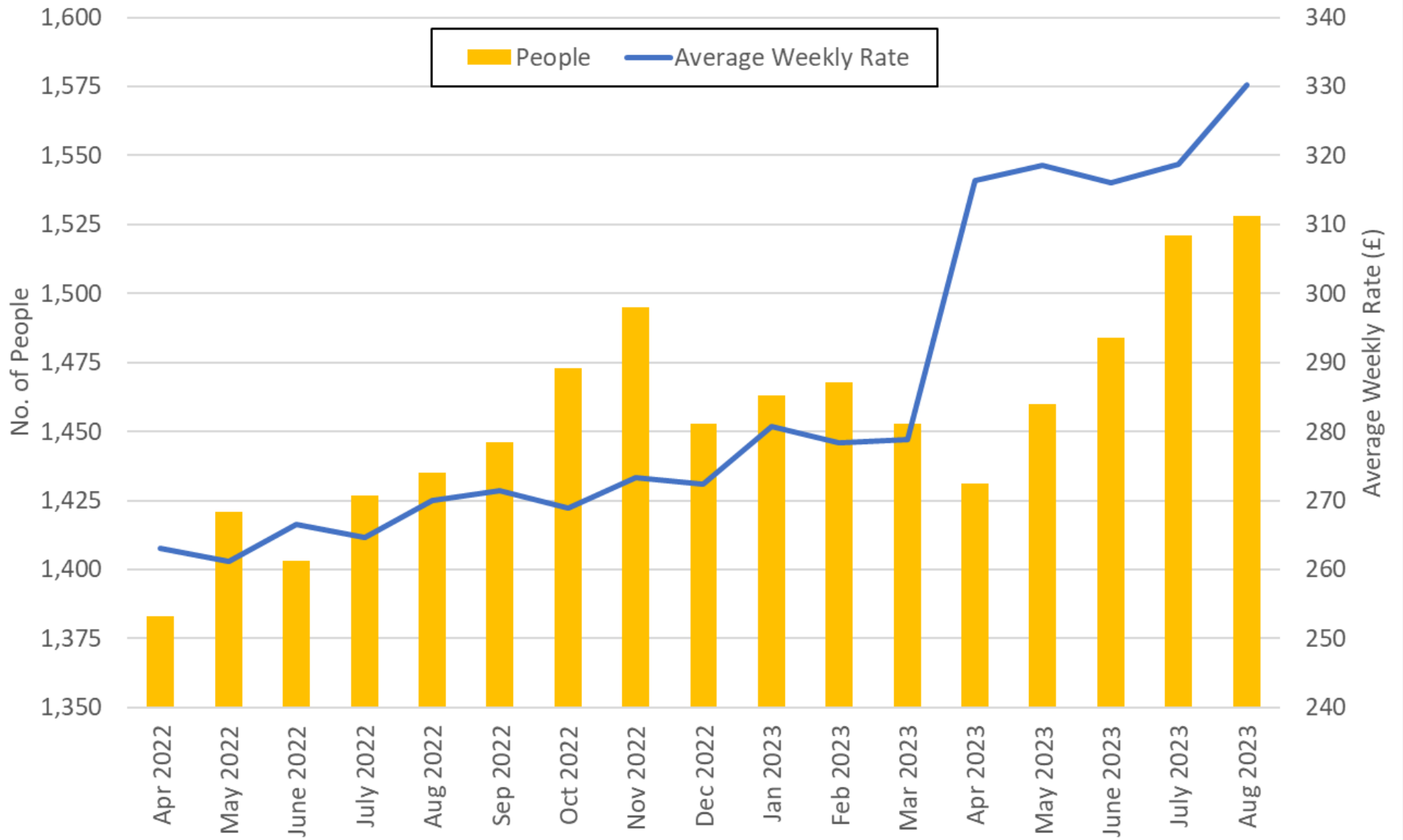
5.2 Key activity data at the end of August 2023 for Older People and Physical Disabilities Services for Over 65s is shown below:

Older People and Physical Disability Over 65	BUDGET			ACTUAL (August 2023)				Outturn		
Service Type	Expected No. of Care Packages 2023/24	Budgeted Average Unit Cost (per week)	Annual Budget	Current Care Packages	DOT	Current Average Unit Cost (per week)	DOT	Total spend/income	DOT	Variance
<b>Accommodation based</b>										
~Residential	399	£833	£17,372k	375	↑	£780	↑	£17,465k	↑	£93k
~Residential Dementia	450	£861	£20,258k	482	↑	£788	↑	£22,667k	↑	£2,409k
~Nursing	272	£1,040	£14,784k	274	↑	£913	↑	£15,531k	↑	£747k
~Nursing Dementia	188	£1,184	£11,638k	208	↑	£1,007	↑	£13,006k	↑	£1,368k
~Respite			£762k	70		£143		£798k	↑	£36k
<b>Accommodation based subtotal</b>	<b>1,309</b>	<b>£936</b>	<b>£64,815k</b>	<b>1,409</b>		<b>£803</b>		<b>£69,468k</b>		<b>£4,653k</b>
<b>Community based</b>										
~Supported Living	436	£302	£6,876k	430	↓	£126	↑	£6,832k	↓	-£44k
~Homecare	1,547	£312	£25,211k	1,528	↑	£330	↑	£26,251k	↓	£1,039k
~Direct payments	168	£406	£3,570k	161	↑	£467	↑	£3,630k	↑	£61k
~Live In Care	34	£1,024	£1,821k	36	↓	£971	↓	£1,971k	↑	£151k
~Day Care	57	£221	£659k	68	↓	£66	↑	£641k	↑	-£18k
~Other Care			£99k	6	↔	£13		£116k	↑	£16k
<b>Community based subtotal</b>	<b>2,242</b>	<b>£325</b>	<b>£38,236k</b>	<b>2,229</b>		<b>£302</b>		<b>£39,441k</b>		<b>£1,205k</b>
<b>Total for expenditure</b>	<b>3,551</b>	<b>£550</b>	<b>£103,051k</b>	<b>3,638</b>		<b>£496</b>		<b>£108,908k</b>	<b>↑</b>	<b>£5,858k</b>
Care Contributions			-£28,688k					-£32,413k		-£3,726k

### OP Activity and Average Weekly Cost for Care Homes (Apr 22 - Aug 23)



**OP Activity & Average Weekly Cost for Home Care (Apr 22 - Aug 23)**



5.3 Key activity data at the end of August 2023 for Physical Disabilities Services for Under 65s is shown below:

Physical Disabilities Under 65s	BUDGET			ACTUAL (August 2023)				Outturn		
Service Type	Expected No. of Care Packages 2023/24	Budgeted Average Unit Cost (per week)	Annual Budget	Current Care Packages	DOT	Current Average Unit Cost (per week)	DOT	Total spend/ income	DOT	Variance
<b>Accommodation based</b>										
~Residential	24	£1,229	£1,542k	24	↑	£1,161	↑	£1,428k	↑	£-114k
~Residential Dementia	4	£897	£188k	4	↔	£831	↔	£170k	↓	£-17k
~Nursing	20	£1,286	£1,345k	19	↓	£1,261	↑	£1,361k	↓	£16k
~Nursing Dementia	0	£0	£k	0	↔		↔	£k	↔	£k
~Respite			£65k	13	↔	£124	↑	£32k	↓	£-33k
<b>Accommodation based subtotal</b>	<b>48</b>	<b>£1,225</b>	<b>£3,140k</b>	<b>60</b>		<b>£919</b>		<b>£2,991k</b>		<b>£-148k</b>
<b>Community based</b>										
~Supported Living	21	£343	£376k	30	↑	£503	↓	£617k	↓	£241k
~Homecare	353	£278	£5,139k	338	↑	£300	↑	£5,244k	↑	£106k
~Direct payments	188	£372	£3,654k	187	↑	£425	↓	£3,579k	↑	£-75k
~Live In Care	27	£994	£1,403k	24	↔	£935	↓	£1,246k	↓	£-157k
~Day Care	20	£89	£93k	19	↓	£108	↑	£99k	↓	£6k
~Other Care			£1k	6	↓	£158	↑	£1k	↓	£k
<b>Community based subtotal</b>	<b>609</b>	<b>£335</b>	<b>£10,667k</b>	<b>604</b>		<b>£367</b>		<b>£10,788k</b>		<b>£120k</b>
<b>Total for expenditure</b>	<b>657</b>	<b>£400</b>	<b>£13,807k</b>	<b>664</b>		<b>£417</b>		<b>£13,779k</b>	<b>↑</b>	<b>£-28k</b>
Care Contributions			£-1,421k					£-1,032k		£389k

#### 5.4 Key activity data at the end of August 2023 for Older People Mental Health (OPMH) Services:

Older People Mental Health	BUDGET			ACTUAL (August 2023)				Outturn		
Service Type	Expected No. of Care Packages 2023/24	Budgeted Average Unit Cost (per week)	Annual Budget	Current Care Packages	DOT	Current Average Unit Cost (per week)	DOT	Total spend/income	DOT	Variance
<b>Accommodation based</b>										
~Residential	37	£723	£1,122k	41	↑	£730	↓	£1,334k	↑	£212k
~Residential Dementia	48	£815	£1,670k	50	↑	£817	↓	£1,821k	↑	£151k
~Nursing	33	£847	£1,271k	34	↑	£895	↑	£1,440k	↑	£169k
~Nursing Dementia	86	£953	£3,715k	81	↑	£978	↑	£3,751k	↑	£36k
~Respite	3	£602	£124k	3	↑	£440	↑	£124k	↔	£k
<b>Accommodation based subtotal</b>	<b>207</b>	<b>£849</b>	<b>£7,903k</b>	<b>209</b>		<b>£863</b>		<b>£8,471k</b>		<b>£568k</b>
<b>Community based</b>										
~Supported Living	11	£213	£45k	8	↓	£316	↑	£87k	↓	£42k
~Homecare	57	£355	£1,182k	73	↑	£419	↑	£1,447k	↑	£265k
~Direct payments	8	£645	£227k	7	↑	£689	↑	£229k	↑	£3k
~Live In Care	10	£1,169	£699k	9	↓	£1,098	↑	£555k	↓	-£144k
~Day Care	5	£55	£1k	9	↑	£64	↑	£4k	↔	£3k
~Other Care	5	£14	£3k	5	↔	£46	↔	£2k	↓	-£1k
<b>Community based subtotal</b>	<b>96</b>	<b>£414</b>	<b>£2,156k</b>	<b>111</b>		<b>£438</b>		<b>£2,324k</b>		<b>£168k</b>
<b>Total for expenditure</b>	<b>303</b>	<b>£711</b>	<b>£10,059k</b>	<b>320</b>		<b>£716</b>		<b>£10,795k</b>	<b>↑</b>	<b>£735k</b>
Care Contributions			-£1,318k					-£1,793k	↓	-£475k

5.5 Key activity data at the end of August 2023 for Adult Mental Health Services is shown below:

Adult Mental Health	BUDGET			ACTUAL (August 2023)				Outturn		
Service Type	Expected No. of Care Packages 2023/24	Budgeted Average Unit Cost (per week)	Annual Budget	Current Care Packages	Dot	Current Average Unit Cost (per week)	Dot	Total spend/income	Dot	Variance
<b>Accommodation based</b>										
~Residential	64	£852	£2,794k	61 ↓		£898 ↓		£2,870k ↓		£76k
~Residential Dementia	1	£900	£47k	1 ↔		£957 ↔		£50k ↑		£3k
~Nursing	9	£829	£467k	10 ↑		£975 ↑		£555k ↑		£88k
~Nursing Dementia	1	£882	£55k	1 ↔		£951 ↔		£54k ↓		-£1k
~Respite	1	£20	£40k	1 ↔		£10 ↔		£40k ↔		£k
<b>Accommodation based subtotal</b>	<b>76</b>	<b>£839</b>	<b>£3,403k</b>	<b>74</b>		<b>£898</b>		<b>£3,568k</b>		<b>£165k</b>
<b>Community based</b>										
~Supported Living	133	£469	£4,178k	126 ↓		£425 ↑		£2,845k ↓		-£1,332k
~Homecare	158	£119	£1,465k	164 ↑		£130 ↑		£805k ↑		-£660k
~Direct payments	14	£240	£181k	17 ↓		£254 ↑		£217k ↓		£36k
~Live In Care	2	£1,210	£134k	3 ↔		£1,318 ↔		£214k ↔		£80k
~Day Care	5	£62	£18k	7 ↔		£63 ↔		£23k ↔		£5k
~Other Care	6	£789	£2k	5 ↑		£37 ↓		£19k ↓		£18k
<b>Community based subtotal</b>	<b>318</b>	<b>£290</b>	<b>£5,977k</b>	<b>41</b>		<b>£2,044</b>		<b>£4,123k</b>		<b>-£1,853k</b>
<b>Total for expenditure</b>	<b>394</b>	<b>£396</b>	<b>£9,380k</b>	<b>115</b>		<b>£1,307</b>		<b>£7,691k ↓</b>		<b>-£1,688k</b>
Care Contributions			-£386k					-£480k		-£94k

5.6 Key activity data at the end of August 2023 for Autism is shown below:

Autism	BUDGET			ACTUAL (August 2023)				Outturn		
Service Type	Expected No. of Care Packages 2023/24	Budgeted Average Unit Cost (per week)	Annual Budget	Current Care Packages	DOT	Current Average Unit Cost (per week)	DOT	Total spend/income	DOT	Variance
<b>Accommodation based</b>										
~Residential	4	£1,835	£293k	3 ↔		£1,777 ↔		£249k ↓		£-44k
<b>Accommodation based subtotal</b>	<b>4</b>	<b>£1,835</b>	<b>£295k</b>	<b>4</b>		<b>1,819</b>		<b>£251k</b>		<b>£-44k</b>
<b>Community based</b>										
~Supported Living	26	£671	£1,065k	22 ↔		£840 ↑		£1,141k ↑		£77k
~Homecare	31	£219	£374k	33 ↑		£151 ↓		£295k ↓		£-80k
~Direct payments	31	£204	£621k	30 ↑		£332 ↓		£584k ↓		£-37k
~Day Care	26	£92	£125k	25 ↔		£77 ↓		£111k ↓		£-15k
~Other Care	13	£57	£35k	8 ↑		£48 ↑		£26k ↓		£-10k
<b>Community based subtotal</b>	<b>127</b>	<b>£265</b>	<b>£2,221k</b>	<b>118</b>		<b>£303</b>		<b>£2,157k</b>		<b>£-64k</b>
<b>Total for expenditure</b>	<b>131</b>	<b>£313</b>	<b>£2,516k</b>	<b>122</b>		<b>£353</b>		<b>£2,408k ↓</b>		<b>£-108k</b>
Care Contributions			£-123k					£-139k		£-16k



## Appendix 1a – Detailed Financial Information - Adults, Health and Commissioning

Forecast Outturn Variance (Previous)	Committee	Budget Line	Gross Budget	Income Budget	Net Budget	Actual	Forecast Outturn Variance	Forecast Outturn Variance
£000			£000	£000	£000	£000	£000	%
		<b>Executive Director</b>						
-426	A&H	Executive Director - Adults, Health & Commissioning	19,647	-50,135	-30,488	-19,518	-293	-1%
-6	A&H	Performance & Strategic Development	3,057	-16	3,041	923	-2	0%
29	A&H	Principal Social Worker	481	0	481	268	40	8%
		<b>Service Director – LDP and Prevention</b>						
0	A&H	Service Director – LDP and Prevention	399	-28	371	-134	0	0%
0	A&H	Prevention & Early Intervention	11,194	-1,018	10,176	4,225	0	0%
0	A&H	Transfers of Care	2,200	0	2,200	888	0	0%
-0	A&H	Autism and Adult Support	2,989	-118	2,871	1,094	0	0%
		<u>Learning Disabilities</u>						
85	A&H	Head of Service	7,095	0	7,095	733	27	0%
-83	A&H	LD - City, South and East Localities	49,080	-2,584	46,496	21,827	-30	0%
-322	A&H	LD - Hunts and Fenland Localities	46,260	-2,216	44,044	20,075	-26	0%
406	A&H	LD - Young Adults Team	15,487	-392	15,095	6,475	56	0%
-85	A&H	In House Provider Services	9,592	-275	9,316	3,770	-27	0%
-0	A&H	NHS Contribution to Pooled Budget	-636	-28,828	-29,464	-7,121	0	0%
<b>0</b>		<b>Learning Disabilities Total</b>	<b>127,514</b>	<b>-34,931</b>	<b>92,583</b>	<b>45,758</b>	<b>0</b>	<b>0%</b>
		<b>Service Director – Adults Community Operations</b>						
2	A&H	Service Director - Care & Assessment	832	0	832	295	0	0%
0	A&H	Assessment & Care Management	4,882	-41	4,841	1,813	0	0%
90	A&H	Safeguarding	1,474	0	1,474	679	0	0%
5	A&H	Adults Finance Operations	1,870	-10	1,860	275	0	0%

Forecast Outturn Variance (Previous)	Committee		Gross Budget	Income Budget	Net Budget	Actual	Forecast Outturn Variance	Forecast Outturn Variance
£000			£000	£000	£000	£000	£000	%
		<u>Older People's and Physical Disabilities Services</u>						
170	A&H	Older Peoples Services - North	46,990	-13,199	33,791	16,059	692	2%
1,115	A&H	Older Peoples Services - South	52,819	-15,658	37,161	18,386	1,206	3%
187	A&H	Physical Disabilities – North	6,367	-700	5,667	2,718	382	7%
-30	A&H	Physical Disabilities - South	7,517	-1,050	6,466	3,263	3	0%
<b>1,442</b>		<b>Older People's and Physical Disabilities Services Total</b>	<b>113,693</b>	<b>-30,608</b>	<b>83,085</b>	<b>40,425</b>	<b>2,283</b>	<b>3%</b>
		<b>Service Director - Commissioning</b>						
0	A&H	Service Director - Commissioning	1,068	-20	1,048	207	0	0%
0	A&H	Adults Commissioning - Staffing	2,529	0	2,529	1,199	-9	0%
0	CYP	Children's Commissioning - Staffing	1,293	0	1,293	550	0	0%
-150	A&H	Adults Commissioning - Contracts	10,215	-4,321	5,894	2,152	-188	-3%
1	A&H	Housing Related Support	6,506	-596	5,909	2,302	0	0%
36	A&H	Integrated Community Equipment Service	7,903	-5,802	2,101	1,578	36	2%
		<u>Mental Health</u>						
0	A&H	Mental Health - Staffing	3,561	-54	3,507	893	0	0%
26	A&H	Mental Health Commissioning	2,999	-339	2,660	566	26	1%
368	A&H	Adult Mental Health	7,353	-386	6,967	3,331	240	3%
251	A&H	Older People Mental Health	9,870	-1,406	8,464	4,094	384	5%
<b>644</b>		<b>Mental Health Total</b>	<b>23,783</b>	<b>-2,185</b>	<b>21,598</b>	<b>8,884</b>	<b>650</b>	<b>3%</b>
<b>1,667</b>		<b>Adults, Health &amp; Commissioning Total</b>	<b>343,530</b>	<b>-129,830</b>	<b>213,701</b>	<b>93,863</b>	<b>2,517</b>	<b>1%</b>
		<b>Mitigations</b>						
-1,086		Grant Funding contributing to cost increases where allowed by grant conditions (part one off)	0	0	0	0	-2,517	
<b>-1,086</b>		<b>Mitigations Total</b>	<b>0</b>	<b>0</b>	<b>0</b>	<b>0</b>	<b>-2,517</b>	
<b>581</b>		<b>Overall Total</b>	<b>342,894</b>	<b>-129,193</b>	<b>213,701</b>	<b>93,863</b>	<b>0</b>	<b>0%</b>

## Appendix 1b – Detailed Financial Information – Public Health

Forecast Outturn Variance (Previous)	Committee		Gross Budget	Income Budget	Net Budget	Actual	Forecast Outturn Variance	Forecast Outturn Variance
£000			£000	£000	£000	£000	£000	%
		<b>Children Health</b>						
0	CYP	Children 0-5 PH Programme	10,707	-3,315	7,392	1,908	0	0%
0	CYP	Children 5-19 PH Programme - Non Prescribed	2,591	-778	1,814	486	0	0%
0	CYP	Children Mental Health	341	0	341	0	0	0%
0	CYP	Drug & Alcohol Misuse – Young People	415	0	415	99	0	0%
0	CYP	Children's Weight Management	350	0	350	0	0	0%
0	CYP	Childrens Integrated Lifestyles	228	-58	169	23	0	0%
<b>0</b>		<b>Children Health Total</b>	<b>14,631</b>	<b>-4,150</b>	<b>10,481</b>	<b>2,516</b>	<b>0</b>	<b>0%</b>
		<b>Drugs &amp; Alcohol</b>						
0	A&H	Drug & Alcohol Misuse	6,110	-1,179	4,931	613	0	0%
<b>0</b>		<b>Drugs &amp; Alcohol Total</b>	<b>6,110</b>	<b>-1,179</b>	<b>4,931</b>	<b>613</b>	<b>0</b>	<b>0%</b>
		<b>Sexual Health &amp; Contraception</b>						
0	A&H	SH STI testing & treatment - Prescribed	5,468	-1,816	3,652	1,273	-40	-1%
0	A&H	SH Contraception - Prescribed	1,086	0	1,086	66	-25	-2%
0	A&H	SH Services Advice Prevention/Promotion - Non-Prescribed	542	-31	511	139	-6	-1%
<b>0</b>		<b>Sexual Health &amp; Contraception Total</b>	<b>7,096</b>	<b>-1,847</b>	<b>5,249</b>	<b>1,478</b>	<b>-71</b>	<b>-1%</b>
		<b>Behaviour Change / Preventing Long Term Conditions</b>						
-32	A&H	Integrated Lifestyle Services	3,156	-867	2,288	757	-32	-1%
0	A&H	Post Covid weight management services	440	0	440	0	0	0%

Forecast Outturn Variance (Previous)	Committee		Gross Budget	Income Budget	Net Budget	Actual	Forecast Outturn Variance	Forecast Outturn Variance
£000			£000	£000	£000	£000	£000	%
0	A&H	Smoking Cessation GP & Pharmacy	765	0	765	61	-105	-14%
0	A&H	NHS Health Checks Programme - Prescribed	913	0	913	195	0	0%
0	A&H	Other Health Improvement	274	-4	270	68	0	0%
<b>-32</b>		<b>Behaviour Change / Preventing Long Term Conditions Total</b>	<b>5,547</b>	<b>-871</b>	<b>4,676</b>	<b>1,081</b>	<b>-32</b>	<b>-3%</b>
		<b>General Prevention Activities</b>						
-3	A&H	General Prevention Activities	561	0	561	-46	-3	-1%
0	A&H	Falls Prevention	458	0	458	19	-3	-1%
<b>-3</b>		<b>General Prevention Activities</b>	<b>1,019</b>	<b>0</b>	<b>1,019</b>	<b>-28</b>	<b>-7</b>	<b>-1%</b>
		<b>Adult Mental Health &amp; Community Safety</b>						
0	A&H	Adult Mental Health & Community Safety	507	-203	304	-124	0	0%
<b>0</b>		<b>Adult Mental Health &amp; Community Safety Total</b>	<b>507</b>	<b>-203</b>	<b>304</b>	<b>-124</b>	<b>0</b>	<b>0%</b>
		<b>Public Health Directorate</b>						
0	A&H	Public Health Directorate Staffing and Running Costs	4,737	-28,577	-23,840	-12,813	-115	0%
-50	A&H	Health in All Policies	247	0	247	0	-50	-20%
0	A&H	Household Health & Wellbeing Survey	160	0	160	0	0	0%
0	A&H	Social Marketing Research and Campaigns	0	0	0	0	0	0%
0	A&H	Enduring Transmission Grant	214	-214	0	-253	0	0%
0	A&H	Contain Outbreak Management Fund	4,546	-4,546	0	-109	0	0%
<b>-50</b>		<b>Public Health Directorate Total</b>	<b>9,904</b>	<b>-33,337</b>	<b>-23,433</b>	<b>-13,174</b>	<b>-165</b>	<b>-1%</b>

Forecast Outturn Variance (Previous)	Committee		Gross Budget	Income Budget	Net Budget	Actual	Forecast Outturn Variance	Forecast Outturn Variance
£000			£000	£000	£000	£000	£000	%
-85	Total Expenditure		44,814	-41,587	3,227	-7,638	-380	-1%
		<b>Funding</b>						
0	A&H/CYP	Drawdown from reserves	-3,227	0	-3,227	-674	0	0%
0		<b>Funding Total</b>	<b>-3,227</b>	<b>0</b>	<b>-3,227</b>	<b>-674</b>	<b>0</b>	<b>0%</b>
-85	Overall Total		41,587	-41,587	0	-8,312	-380	-1%

## Appendix 2a – Service Commentaries on Forecast Outturn Position - Adults, Health and Commissioning

Narrative is given below where there is an adverse/positive variance greater than 2% of annual budget or £100,000 whichever is greater for a service area.

### 1) Executive Director – Adults, Health and Commissioning

Gross Budget £000	Income Budget £000	Net Budget £000	Actuals £000	Forecast Variance £000	Forecast Variance %
19,647	-50,135	-30,488	-19,518	-293	-1%

Underspends from vacant posts were larger in the first quarter of 2023/24 than assumed in the budget and are forecast to contribute £385k to the Directorate's overall financial position by year end. This forecast underspend is partially offset by a forecast overspend on Adults Social Care transport which has an outstanding savings target of £91k brought forward from 2021/22. The work to deliver this saving has been completed, but unusually high inflationary pressures on transport costs have meant cost reductions could not be delivered as originally planned.

### 2) Learning Disability Services

Gross Budget £000	Income Budget £000	Net Budget £000	Actuals £000	Forecast Variance £000	Forecast Variance %
127,514	-34,931	92,583	45,758	0	0%

The Learning Disability Partnership is a pooled budget between the council and the NHS, with shares of 77% and 23% respectively. The budget covers the care costs of people with very complex needs, which can be very hard for the care market to meet. Therefore, although the budget is currently forecasting a balanced position, there is a lot of uncertainty around this forecast. This is the area of adult social care where we are experiencing the most difficulty in finding placements, particularly at higher levels of need. There is currently a significant number of people waiting for placements or changes to their current placements.

Over the past two years we have seen placement costs rising faster than they had previously. These increased costs were driven partly by increasing complexity of need, but also by cost pressures faced by providers, particularly related to staffing shortages and price inflation. The cost pressures faced by the provider market have also created a risk around the budget for uplifts paid on current placements. This is a significant risk, with some of our providers requesting uplifts far exceeding the budget available. Uplift negotiations are being managed with these providers on an individual basis.

Adults Commissioning are developing an LD Accommodation Strategy that will enable them to work with the provider market to develop the provision needed for people with learning disabilities. This should lead to more choice when placing people with complex needs and consequently reduce costs in this area. However, this is a longer-term programme and is unlikely to deliver any improvements in the market this financial year. The LDP social work teams and Adults Commissioning are also working on strategies to increase the uptake of direct payments, to deliver more choice for service users and decrease reliance on the existing care market. And a further strategy is in development to help people with learning disabilities develop their independence so they can remain living in community-based settings for longer.

The budget for 2022-23 assumed an increased contribution from the NHS reflecting a shift in the percentage of packages that should be funded from Health budgets. For the current financial year we have made provision for this increased contribution, but the joint project between the ICB and CCC to review those packages required to agree a revised split of costs going forwards for the pool did not proceed as expected. The Council has now served notice to end the cost

sharing arrangements of the pooled budget. There is a risk of short term financial pressures from this decoupling as we move to separate budgets for health and social care.

### 3) Older People's and Physical Disabilities Services

Gross Budget £000	Income Budget £000	Net Budget £000	Actuals £000	Forecast Variance £000	Forecast Variance %
113,693	-30,608	83,085	40,425	2,283	2%

Older People's and Physical Disabilities Services demand patterns have changed significantly in recent years, particularly in relation to Older Peoples care home placements which experienced no overall growth, as previously reported. This resulted in a significant underspend in 2022-23, with the change in activity being factored into business planning assumptions for 2023-24 budgets. £750k from this budget for this financial year 2023-2024, has also been redistributed to offset pressures elsewhere in Adults, Health, and Commissioning with a risk of an emerging pressure within this budget area.

Older Peoples care home demand appears to be returning in 2023-24 with increases in placement numbers similar to pre-pandemic levels. At the same time, demand for domiciliary care appears to be on the rise after a period of stability going back to January 2023. Underspends within domiciliary care had been offsetting the increasing demand on bed-based care in the early part of the year but with emerging demand trends expected to continue we are forecasting an overspend of £2.283m. Ongoing analysis will be carried out to review in detail activity information and other cost drivers to validate this forecast position.

### 4) Adults Commissioning - Contracts

Gross Budget £000	Income Budget £000	Net Budget £000	Actuals £000	Forecast Variance £000	Forecast Variance %
10,215	-4,321	5,894	2,152	-188	-2%

Adults Commissioning – Contracts is forecasting an underspend of -£188k at the end of August. This is due to savings made through the decommissioning of a number of local authority funded rapid discharge and transition cars as part of the wider homecare commissioning model. The long-term strategy is to decommission all the local authority funded cars, meeting the need for domiciliary care through other, more cost-effective means, such as:

- A sliding scale of rates with enhanced rates to support rural and hard to reach areas.
- Providers covering specific areas or zones of the county, including rural areas.
- Supporting the market in building capacity through recruitment and retention, as well as better rates of pay for care staff.

## 5) Mental Health

Gross Budget £000	Income Budget £000	Net Budget £000	Actuals £000	Forecast Variance £000	Forecast Variance %
23,783	-2,185	21,598	8,884	650	3%

Mental Health Services are forecasting an overspend of £650k. There are significant demand pressures across both community and bed-based care within Adult Mental Health. Within bed-based care for Older People's Mental Health, continued significant activity in August has increased the budget pressure although there has been a corresponding increase in income from people contributing towards the cost of their care.

Due to significant recent increases in demand, an enhanced expectation for incoming demand over previously budgeted expectations has been included in the forecast position. Ongoing analysis will be carried out to review activity information and other cost drivers in detail to continually validate the reported position. This remains subject to variation as circumstances change and more data comes through the system.

## 6) Mitigations

Gross Budget £000	Income Budget £000	Net Budget £000	Actuals £000	Forecast Variance £000	Forecast Variance %
0	0	0	0	-2,517	0%

Given the significant emerging pressures on care budgets for Older People and Mental Health, priorities around the use of grant funding have been revisited. This has identified additional spend that can be funded from external grant, freeing up £2.5m of Improved Better Care Fund, Social Care grant and other grant monies to contribute to the identified pressures.



## Appendix 2b – Service Commentaries on Forecast Outturn Position – Public Health

Narrative is given below where there is an adverse/positive variance greater than 2% of annual budget or £100,000 whichever is greater for a service area

### 1) Smoking Cessation GP & Pharmacy

Gross Budget £000	Income Budget £000	Net Budget £000	Actuals £000	Forecast Variance £000	Forecast Variance %
765	0	765	61	-105	-14%

In the past, activity on smoking services was largely delivered through primary care – GPs and pharmacies. In the aftermath of the pandemic, activity in these services has been slow to recover resulting in a significant in year forecast underspend. Efforts are being made to offer access to stop smoking services through other providers.

### 2) Public Health Directorate Staffing and Running Costs

Gross Budget £000	Income Budget £000	Net Budget £000	Actuals £000	Forecast Variance £000	Forecast Variance %
4,737	-28,577	-23,840	-12,813	-115	-2%

The significant income budget and actuals on the Public Health Directorate Staffing and Running Costs line reflects the fact that the income from the Public Health grant is budgeted and received on this line for the whole Public Health Directorate. There is a forecast underspend of £115k on staffing costs as a result of vacant posts above the level assumed in the budget.

## Appendix 3 – Capital Position

### 4.1 Capital Expenditure

Original 2023/24 Budget as per BP £000	Committee	Scheme	Scheme budget £000	Scheme forecast variance £000	2023-24 budget £000	2023-24 actuals £000	2023-24 forecast variance £000
14,370	Adults & Health	Independent Living Service: East Cambridgeshire	19,035	-	380	0	-
5,070	Adults & Health	Disabled Facilities Grant	50,700	-	5,070	4,776	-
400	Adults & Health	Integrated Community Equipment Service	4,000	-	400	-	-
0	Adults & Health	Capitalisation of interest costs	182	-	182	-	-
0	Adults & Health	Capital variations	-57	-	-57	-	-
<b>19,840</b>		<b>TOTAL</b>	<b>73,860</b>	<b>0</b>	<b>5,975</b>	<b>4,777</b>	<b>0</b>

No schemes have significant variances (>£250k) either due to changes in phasing or changes in overall scheme costs. However, the timing of forecast spend for the Independent Living Service scheme in East Cambridgeshire has been pushed back from assumptions in the Business Plan due to delays in the land acquisition for the scheme.

### 4.2 Capital Funding

Original 2023/24 Funding Allocation as per BP £000	Source of Funding	Revised Funding for 2023/24 £000	Forecast Spend £000	Variance £000
5,070	Grant Funding	5,070	5,070	-
14,770	Prudential Borrowing	905	905	-
<b>19,840</b>	<b>TOTAL</b>	<b>5,975</b>	<b>5,975</b>	<b>-</b>

## Appendix 4 – Savings Tracker

### 4.1 Adults, Health and Commissioning Savings Tracker Quarter 1

RAG	BP Ref	Title	Original Saving £000	Forecast Saving £000	Variance from Plan £000	% Variance	Commentary for publication
Black	C/F 21-22 Saving	Adult Social Care Transport	-91	0	91	100%	All routes retendered in 22/23. Saving achieved is lower than expected due to the inflationary pressures on transport.
Amber	C/F 22-23 Saving	Micro-enterprises Support	-103	-4	99	96%	Not fully delivered due to low number of people with a Direct Payment (DP) and Individual Service Fund (ISF) utilising capacity created in East Cambs. The Self Directed Support programme will increase uptake of DPs and ISFs and improve the pathway to Micro-enterprise provision.
Black	C/F 22-23 Saving	Increased support for carers	-129	0	129	100%	Carers Strategy approved and action plan in development. Reprofile savings as part of action plan development.
Amber	C/F 22-23 Saving	Learning Disability Partnership Pooled Budget Rebaselining	-1,125	-1,125	0	0%	A one off additional contribution has been received pending detailed work with ICB to review the pool position. However, savings built into the Business Plan for future years remain at risk until the review work is completed.
Green	A/R.6.176	Adults Positive Challenge Programme	-154	-154	0	0%	On track
Green	A/R.6.185	Additional block beds - inflation saving	-263	-263	0	0%	On track

RAG	BP Ref	Title	Original Saving £000	Forecast Saving £000	Variance from Plan £000	% Variance	Commentary for publication
Black	A/R.6.200 plus C/F 22-23	Expansion of Direct Payments	-113	0	113	100%	Delivery of savings has been delayed, as has investment. Self-Directed Support programme currently defining benefits and update on savings achieved will be provided in September.
Green	A/R.6.202	Adults and mental health employment support	-40	-40	0	0%	Complete
Blue	A/R.6.203	Decommissioning of block contracts for Car rounds providing homecare	-1,111	-1,290	-179	-16%	Complete
Amber	A/R.6.204	Post hospital discharge reviews	-310	-155	155	50%	Due to active involvement of prevention services in the discharge process there is less opportunity for savings than originally anticipated
Green	A/R.6.205	Mental Health s75 vacancy factor	-150	-150	0	0%	On track
Amber	A/R.6.206	Learning Disability mid-cost range placement review	-203	-102	101	50%	Project start date delayed but review team now being put in place and project implementation underway. This has led to a 3-6 month delay to benefits realisation.
Green	A/R.6.208	Integration with the Integrated Care System on digital social prescribing	-61	-61	0	0%	On track
			<b>-3,853</b>	<b>-3,344</b>	<b>509</b>		

## 4.2 Public Health Savings Tracker Quarter 1

RAG	BP Ref	Title	Original Saving £000	Forecast Saving £000	Variance from Plan £000	% Variance	Commentary for publication
Green	E/R.6.002	Vacancy factor for Public Health staffing	-80	-80	0	0%	On track
Green	E/R.6.003	Public Health savings	-201	-201	0	0%	On track
			<b>-281</b>	<b>-281</b>	<b>0</b>		

### Key to RAG Ratings:

Total saving	Over £500k	100-500k	Below 100k
<b>Black</b>	100% non-achieving	100% non-achieving	100% non-achieving
<b>Red</b>	% variance more than 19%	-	-
<b>Amber</b>	Underachieving by 14% to 19%	% variance more than 19%	% variance more than 19%
<b>Green</b>	% variance less than 14%	% variance less than 19%	% variance less than 19%
<b>Blue</b>	Over-achieving	Over-achieving	Over-achieving

## APPENDIX 5 – Technical Note

**5.1.1** The table below outlines the additional Adults, Health and Commissioning grant income, which is not built into base budgets.

<b>Grant</b>	<b>Awarding Body</b>	<b>Amount £'000</b>
Public Health	Department of Health and Social Care (DHSC)	53
Improved Better Care Fund	Department for Levelling Up, Housing & Communities (DLUHC)	15,170
Disabled Facilities Grant	DLUHC	5,070
Market Sustainability and Improvement Fund	DHSC	5,442
Market Sustainability and Improvement Fund - Workforce	DHSC	3,535
ASC Discharge Fund	DHSC	2,127
Social Care in Prisons Grant	DHSC	330
Community Discharge Grant	DHSC	194
<b>Total Non-Baselined Grants 23/24</b>		<b>31,920</b>

**5.1.2** The table below outlines the additional Public Health grant income, which is not built into base budgets.

<b>Grant</b>	<b>Awarding Body</b>	<b>Amount £'000</b>
Public Health	DHSC	27,890
Rough Sleeping Drug and Alcohol Treatment	DLUHC	460
Contain Outbreak Management Fund	DHSC / UK Health Security Agency (UKHSA)	4,546
Enduring Transmission	UKHSA	255
Supplementary Substance Misuse Treatment Grant	Office for Health Improvement & Disparities (OHID)	592
Substance Misuse for Crime and Disorder Reduction Grant	Office of the Police and Crime Commissioner	94
<b>Total Non-Baselined Grants 23/24</b>		<b>33,837</b>

### 5.2.1 Virements and Budget Reconciliation (Adults, Health and Commissioning)

(Virements between Adults, Health and Commissioning and other service blocks)

	Eff. Period	£'000	Notes
<b>Budget as per Business Plan</b>		<b>215,038</b>	
Executive Director People Services	Apr	-300	Transfer to Strategy and Partnerships from Executive Director People Services
Various policy lines	Apr	351	Allocation of centrally held funding for former People Services restructuring
Various policy lines	May	506	Budget resetting movements as outlined in May IFMR
Various policy lines	June	-1,621	23-24 Business Planning virements to replace expenditure budgets with reserve draw down lines
Integrated Community Equipment Service	June	-53	Adjust Public Health income budget to match amounts to be transferred under PH Memorandum of Understanding
Strategic Management - Commissioning	July	-34	Transfer to Strategy and Partnerships from Commissioning for contract administered in S&P
Executive Director – Adults, Health and Commissioning	July	-4	Realignment of transport staffing budgets to match current operating model requiring a small transfer between Adult's and Children's transport staffing budgets.
Executive Director – Adults, Health and Commissioning	August	15	Moving Budget for ADASS Regional costs to Adults from Childrens- Association of Directors of Adult Social Services (ADASS)
Various policy lines	August	-198	Move of Executive Assistant and Personal Assistant budgets to Strategy and Partnerships
<b>Budget 23/24</b>		<b>213,701</b>	

### 5.2.2 Virements and Budget Reconciliation (Public Health)

(Virements between Public Health and other service blocks)

	Eff. Period	£'000	Notes
<b>Budget as per Business Plan</b>		<b>0</b>	
<b>Budget 23/24</b>		<b>0</b>	

### 5.3.1 Adults, Health and Commissioning Earmarked Reserve Schedule

Budget Heading	Opening Balance 2023/24 £'000	Net Movements to August 2023/24 £'000	Forecast Year End Balance £'000	Reserve Description
Adult Social Care risk reserve	4,664	0	2,368	Reserve held against risk of demand for social care support exceeding the level of demand assumed in the Business Plan. In year transfers out have been approved as a contribution to 2023/24 inflation and to support work around ASC reform.
Learning Disability pooled budget reserve	1,538	0	413	Reserve to cover costs of review of the appropriate cost splits of spend in the Learning Disability pool, and to cover additional income assumed from the rebaselining of the LDP pool shares until such time as review work is complete and new cost sharing arrangements finalised.
Debt reserve	809	0	500	Reserve held to offset escalating debt position in ASC. This includes reserve for old debt pre the transition of the Cambridgeshire and Peterborough CCG to the ICB which was subject to a debt settlement but the final invoices of which are still being worked through.
Discharge reserve	500	0	0	Funding set aside as part of Discharge spend in 2022/23.
<b>TOTAL EARMARKED RESERVES</b>	<b>7,511</b>	<b>0</b>	<b>3,281</b>	

(+) positive figures represent surplus funds.

(-) negative figures represent deficit funds.



### 5.3.2 Public Health Earmarked Reserve Schedule

Budget Heading	Opening Balance 2023/24 £'000	Net Movements to August 2023/24 £'000	Forecast Year End Balance £'000	Reserve Description
<u>Children's Public Health:</u>				
Best Start in Life	191	-35	111	Contribution to Best Start in Life programme
Public Health Children's Manager	54	-10	8	Additional Staffing Capacity £78k total – to be spent over 2 years – commenced in 2022/23
<u>Public Mental Health:</u>				
Public Mental Health Manager	80	-10	37	Additional Staffing Capacity - Anticipated spend over 2 years
Support for families of children who self-harm.	77	-33	26	Rolling out pilot family self-harm support programme across Cambridgeshire
Training Programme Eating Disorders	44		5	Training Programme £78k total – to be spent over 2 years – commenced in 2022/23
<u>Adult Social Care &amp; Learning Disability:</u>				
Falls Prevention Fund	110		32	Partnership joint funded falls prevention project with the NHS, £78k pa committed in Healthy Lifestyle contract
Enhanced Falls Prevention Section 75	669	11	390	Enhanced Falls Prevention Anticipated spend over 3 years to 2024/25
Public Health Manager - Learning Disability	78		40	Additional Staffing Capacity - Anticipated spend over 2 years
Improving residents' health literacy skills to improve health outcomes	400		250	Additional funding to existing Adult Literacy programme
<u>PHI and Emergency Planning:</u>				
Quality of Life Survey	368		208	Annual survey for 3 years to assess long term covid impact
Public Health Emergency Planning	9		0	Additional funds to respond to Health Protection incidents
<u>Prevention and Health Improvement:</u>				
Stop Smoking Service	71	-14	7	Additional Staffing Capacity - Focused on post to reduce smoking during pregnancy
Smoking in pregnancy	220		120	To fund work to decrease smoking in pregnancy
NHS Healthchecks Incentive Funding	407	-96	200	Funding to increase the number of health checks that can be undertaken to catch up with some of the missed checks during the pandemic.
Sexual & Reproductive Health Needs Assessment	50		25	Delivery of Health Needs Assessment
Psychosexual counselling service	69		35	Anticipated spend over 2 years

Budget Heading	Opening Balance 2023/24 £'000	Net Movements to August 2023/24 £'000	Forecast Year End Balance £'000	Reserve Description
Primary Care LARC training programme	60	-60	0	Long-Acting Reversible Contraception (LARC) training programme for GPs and Practice Nurses
Tier 2 Adult Weight Management Services	205		137	
Tier 3 Weight Management Services post covid	1,465		1,025	To increase capacity of weight management services over 3 years
Social Marketing Research and Campaigns	500		350	Social marketing research and related campaigns
Support for Primary care prevention	800		400	Anticipated spend over 2 years
Strategic Health Improvement Manager	165	-8	99	Additional Staffing capacity - Anticipated spend over 2 years from 2023/24
Service improvement activity for Stop Smoking Services and NHS Health Checks	0	100	50	Additional service funding for stop smoking and health checks
<u>Traveller Health:</u>				
Gypsy Roma and Travelers Education Liaison officer	25	-6	1	Additional Staffing Capacity - Anticipated spend over 2 years to 2023/24
Traveller Health	30		20	To increase access to services, support and advice through drop-in centre model
<u>Health in All Policies:</u>				
Effects of planning policy on health inequalities	170		70	
Training for Health Impact Assessments	45		23	Training Programme agreed as part of 2022/23 Business Plan
<u>Miscellaneous:</u>				
Healthy Fenland Fund	23		0	Project extended to 2023
Health related spend elsewhere in the Council	600	-400	200	Agreed as part of 2022/23 Business Plan to be spent over 3 years to 2024/25
Voluntary Sector Support for the Health and Well Being Strategy	50		0	
Uncommitted PH reserves	820	-111	709	
<b>TOTAL EARMARKED RESERVES</b>	<b>7,854</b>	<b>-674</b>	<b>4,577</b>	

(+) positive figures represent surplus funds.

(-) negative figures represent deficit funds.